







Custom product key features

The complete range of data sheets is available on www.phonakpro.com

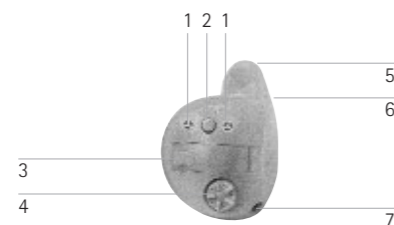
Custom products	Power		Power		Power	
	Certéna Art CIC/MC Petite	Certéna Art CIC/MC P Petite	Certéna Art ITC/HS/dAZ / Certéna Art ITC/HS Petite / dAZ	Certéna Art ITC/HS P dAZ / Certéna Art ITC/HS P dAZ Petite	Certéna Art FS dAZ	Certéna Art FS P dAZ
Performance profile						
Maximum Power Output (dB SPL)						
2 cc coupler	113	115	113	115	115	122
Ear Simulator	123	125	123	126	125	130
Maximum gain (dB)						
2 cc coupler	35	55	48	55	50	55
Ear Simulator	45	65	58	66	60	63
Frequency range – 2 cc coupler (Hz)	<100 – 7000	<100 – 6200	<100 – 6600	<100 – 6700	<100 – 6400	<100 – 5500
Battery size	10	10	312	312	13	13
Working current (mA)	0.9	1.1	1.2	1.1	1.2	1.2

Fitting ranges



Technical description

- 1 Microphone input (2 inputs on directional models)
- 2 TacTronic Switch
- 3 Battery compartment and programming socket
- 4 Volume control
- 5 Sound outlet
- 6 Custom made shell
- 7 Venting



Product information



Certéna Art, based on the proven wireless chip technology platform CORE, offers a complete product line including a wide range of custom products as well as micro Petite BTE, micro BTE and traditional BTE, accommodating mild to profound hearing losses. All products offer the sophisticated WhistleBlock-Technology that suppresses feedback successfully without gain

loss or artifacts. The automatic SoundFlow Standard instantly optimizes the hearing instrument setting to the changing environment. Certéna Art offers a wide range of accessories and FM possibilities, giving the convenience of wireless connectivity, or the ease of a remote control etc.

Key features*

Features

- SoundRecover – the feature that is the breakthrough in enhancing intelligibility, compresses and shifts inaudible high frequencies into an adjacent area with audible hearing
- Fully programmable 6 channel digital hearing instrument
- SoundFlow Standard – a completely new approach to self-adapting automatic functionality based on 5 fine tunable configuration points
- Digital Audio Zoom – Single channel adaptive directionality
- WhistleBlock Technology – the new benchmark in feedback elimination
- Wind Et Weather Protector – protects the microphones
- NoiseBlock Processing – 6 channel SNR dependent noise canceller
- AOV – Acoustically Optimized Vent – delivers the right sized custom vent solution for all Certéna custom products and ear pieces
- EasyPhone – automatic activation of telephone program
- EasyAudio – automatic program for binaural stereo streaming of audio signal
- EasyBluetooth – automatic program for handsfree binaural mobile phone use
- Acoustic confirmation of manual interventions and end of battery life
- DataLogging with SmartTips
- Up to four manually accessible programs (two acoustic, two non-acoustic)
- BassBoost
- QuickSync – binaural volume and program control with one-touch simplicity

Connectivity

- iCom – easy, binaural handsfree connection to communication and entertainment devices
- CableFree Fitting – completely cableless, smooth and reliable fitting with iCube

Accessories

- myPilot – a command center with full-color display and unique access to hearing and instrument control and status readout
- KeyPilot2 / WatchPilot2 remote controls
- iView – status viewer
- Click'nTalk – easy to use, intuitive, Plug-in device for the mobile phone. Completely cable and headset free mobile phone use.

Fitting

- iPFG version 2.6 or higher, NOAH compatible
- PC (IBM compatible) with NOAHlink and/or HI-PRO
- Optional: iCube device for CableFree Fitting

*please note that some features are model dependent.



PHONAK life is on

Programming

CableFree Fitting with iCube*



1. Switch iCube on and check the Bluetooth connection to the computer.
2. Put iCube around the patient's neck and connect the neckloop to the iCube.

*Petite instruments are not compatible with CableFree Fitting.

Programming a BTE via cable



1. Flip open the cover for the programming socket.
2. Connect the programming plug into the socket. Use programming cable CS-44 A (Phonak version) only.

Programming a micro and micro Petite via cable



1. Open the battery compartment.
2. Connect the programming plug into the socket. Use programming cable CS-44 A (Phonak version) only.

Programming a custom product via cable



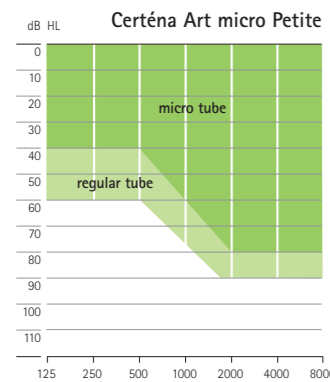
1. Open the battery compartment and lift the cover out of the hinge, using the battery compartment tool (twisting motion).
2. Connect the cable. Attach the cables with the blue and red markers to the left and the right hearing instruments, respectively.

BTE key features

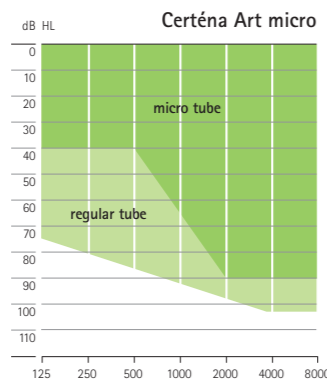
The complete range of data sheets is available on www.phonakpro.com

BTE	Certéna Art micro		Certéna Art M	Power	SuperPower
	Certéna Art micro Petite	Certéna Art micro	Certéna Art M	Certéna Art P	Certéna Art SP
Performance profile	micro tube/HE9 680	micro tube/HE9 680	HE7/HE7 680	HE7/HE7 680	HE7/HE7 680
Maximum Power Output (dB SPL)					
2 cc coupler	123/125	124/125	128/125	135/130	136/131
Ear Simulator	128/131	129/131	135/131	140/138	141/139
Maximum gain (dB)					
2 cc coupler	46/52	53/55	58/53	68/63	75/70
Ear Simulator	58/60	61/63	61/58	71/68	80/75
Frequency range – 2 cc coupler (Hz)	<100 – 7600	<100 – 7100	<100 – 6800	<100 – 6100	<100 – 6000
Battery size	10/312	13	13	13	13
Working current (mA)	1.0	1.3	1.1	1.2	1.2

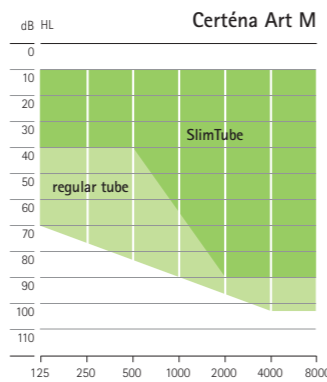
Fitting ranges



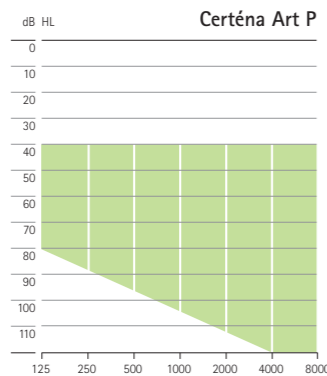
Mild to moderately-severe hearing loss, all audiometric configurations



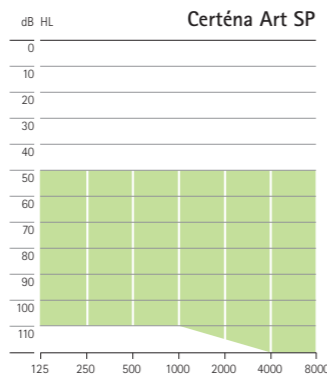
Mild to moderately-severe hearing loss, all audiometric configurations



Mild to moderately-severe hearing loss, all audiometric configurations



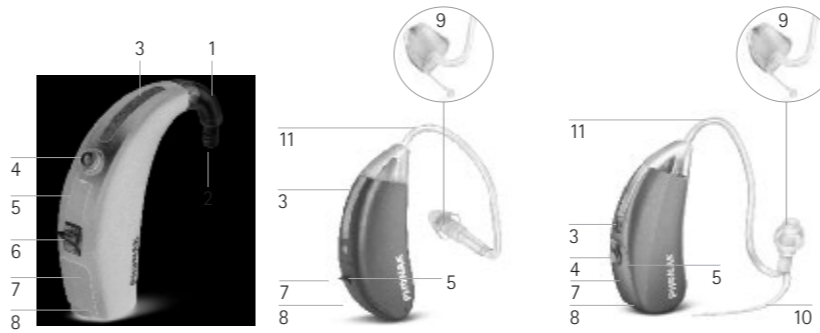
Moderate to severe hearing loss, all audiometric configurations



Moderately-severe to profound hearing loss, all audiometric configurations

Technical description

- 1 Transparent hook (or SlimTube)
- 2 Sound outlet
- 3 Miniature microphone with protector
- 4 Program switch
- 5 Access to programming socket
- 6 Digital volume control
- 7 Serial number
- 8 Battery compartment with ON/OFF switch
- 9 Dome or SlimTip (small image)
- 10 Retention aid
- 11 micro tube (or transparent hook)



Custom product options

	Certéna Art CIC/MC Petite	Certéna Art CIC/MC P Petite	Certéna Art ITC/HS Petite / dAZ	Certéna Art ITC/HS P dAZ Petite	Certéna Art ITC/HS / dAZ	Certéna Art ITC/HS P dAZ	Certéna Art FS dAZ	Certéna Art FS P dAZ
Volume control	0	0	0	0	0	0	0	0
Program switch TacTronic	0	0	0	0	0	0	0	0
EasyPhone			0	0	0	0	0	0
Telecoil			0	0	0	0	0	0
SmartGuard	0	0	S	S	S	S	S	S

S = Standard O = Optional Blank = not available

BTE options

	Certéna Art micro Petite	Certéna Art micro	Certéna Art M	Certéna Art P	Certéna Art SP
Hook	HE7 680 HE7			S	S
Hook HE7/HE7 680 mini hook HE7 680 mini hook HE7 680				0	0
HE9 680 mini hook HE9 680 HE9		0	S		
HE9 680 mini hook HE9 680 HE9		0	0		
HE9 680 mini hook HE9 680 HE9		0	0		
Volume control				S	S
Version 1 Version 2 Cover				0	0
Version 1 Version 2 Cover				0	0
Program switch cover		0			
EasyPhone		S	S	S	S
Telecoil		S	S	S	S
SlimTube (open/close) with SlimTip/Dome				0	
micro tube (open/close) with SlimTip/Dome	0	0			
Tamper proof battery compartment		0	0	0	0

S = Standard O = Optional Blank = not available

Color options

Custom products	Faceplate: Cocoa (22), Pink (26), Brown (28), Tan (14) Shell: Cocoa (22), Pink (26), Brown (28), Tan (14), Red transparent (36), Blue transparent (37), White (19), Transparent (21)
micro Petite/micro	Beige (01), Light gray (04), Pure transparent (13)*, Gray (23), Taupe (35), Palladium (40), Pearl (41), Sahara (64), Cobalt (65), Graphite (66), Cinnamon (67), Light pink (33), Light blue (34)
BTE	Beige (01), Brown (03), Taupe (35), Light gray (04), Black (06), High-Tech gray (12), Gray (23), Blonde (49), Chestnut brown (50), Pure transparent (13), Red transparent (36), Blue transparent (37), Purple transparent (38), Light pink (33), Light blue (34)

* not available for micro Petite
Note: Some options are country dependent. Please refer to your local order form.

Certéna Art features and accessories overview

Features	Custom Products													
	CIC/MC Petite	CIC/MC P Petite	ITC/HS Petite / dAZ	ITC/HS P dAZ Petite	ITC/HS / dAZ	ITC/HS P dAZ	FS dAZ	FS P dAZ	BTE	micro Petite	Micro	M	P	SP
SoundRecover	■	■	■	■	■	■	■	■	■	■	■	■	■	■
digital AudioZoom	■	■	■	■	■	■	■	■	■	■	■	■	■	■
SoundFlow Standard	■	■	■	■	■	■	■	■	■	■	■	■	■	■
WhistleBlock Technology	■	■	■	■	■	■	■	■	■	■	■	■	■	■
NoiseBlock Processing	■	■	■	■	■	■	■	■	■	■	■	■	■	■
*QuickSync	■	■	■	■	■	■	■	■	■	■	■	■	■	■
Acoustically Optimized Vent (AOV)	■	■	■	■	■	■	■	■	■	■	■	■	■	■
Accessories														
myPilot	■	■	■	■	■	■	■	■	■	■	■	■	■	■
iCom with EasyAudio and EasyBluetooth	■	■	■	■	■	■	■	■	■	■	■	■	■	■
iView	■	■	■	■	■	■	■	■	■	■	■	■	■	■
KeyPilot2	■	■	■	■	■	■	■	■	■	■	■	■	■	■
WatchPilot2	■	■	■	■	■	■	■	■	■	■	■	■	■	■
Spectacles adaptor	■	■	■	■	■	■	■	■	■	■	■	■	■	■
Click'nTalk	■	■	■	■	■	■	■	■	■	■	■	■	■	■
FM receivers														
MyLink	■	■	■	■	■	■	■	■	■	■	■	■	■	■
MicroMLxS or MLxi	■	■	■	■	■	■	■	■	■	■	■	■	■	■
ML9S or ML9i	■	■	■	■	■	■	■	■	■	■	■	■	■	■
ML12i	■	■	■	■	■	■	■	■	■	■	■	■	■	■
Audio shoe AS9-MLxS	■	■	■	■	■	■	■	■	■	■	■	■	■	■
CROSLink	■	■	■	■	■	■	■	■	■	■	■	■	■	■
FM transmitters														
inspiro, SmartLink+, ZoomLink+ or EasyLink+	■	■	■	■	■	■	■	■	■	■	■	■	■	■

■ requires binaural fitting
■ requires remote control option
■ requires Telecoil option
■ requires iCom