


Product information



Lyric is the first extended wear hearing aid that can be worn in the ear 24hrs a day, 7 days a week for up to 120 days. Due to the deep placement inside the ear canal Lyric is truly 100% invisible. Lyric is the easiest hearing aid available with no batteries to change, no ongoing maintenance required and no daily insertion or removal.

A Lyric trained hearing care professional determines if a person can be fitted with a Lyric based on an assessment of hearing loss, ear size and shape, medical conditions and lifestyle. Lyric is appropriate for people with mild to moderately-severe hearing loss (not suitable for hearing losses with > 30dB octave or 15dB inter-octave differences).

Lyric takes advantage of the deep placement in the ear for natural sound quality and the natural directivity of the pinna.

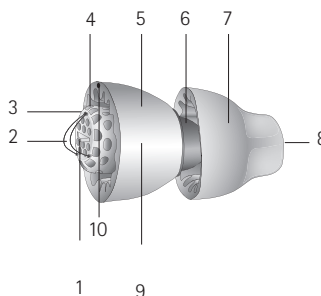
It uses an analog, digitally programmable WDRC circuit with very low power consumption.

The end users can adjust their Lyric hearing aids via the SoundLync. The SoundLync allows the enduser to adjust the volume, turn the hearing aids on and off and place hearing aid in sleep mode.

Lyric is designed for single insertion. Do not reuse a hearing aid once removed from the ear.

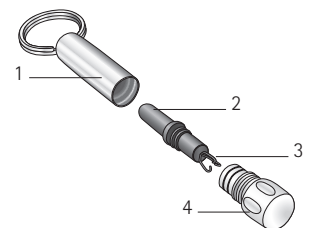
Technical description

- 1 Insertion handle
- 2 Removal loop
- 3 Protective cap
- 4 Microphone and signalprocessor
- 5 Lateral seal
- 6 Side indicator
- 7 Medial seal
- 8 Receiver
- 9 Battery
- 10 "This side up" indication

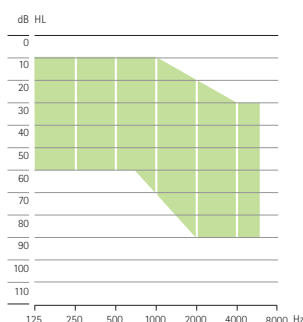


SoundLync

- 1 Keychain housing
- 2 Magnet
- 3 Removal tool
- 4 Cap

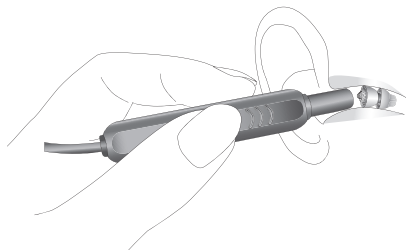


Fitting range



0459

Using Programming Wand



1. Hit [Send settings to device] button on your computer in Phonak Target.
2. Hold the programming wand into the ear canal ,close to but not touching the hearing aid.

FAQ

What is Lyric and what are the differences to traditional hearing aids?

Lyric is the first extended wear hearing aid that can be worn in the ear 24/7 even during sleeping, exercising and showering for up to 120 days. It is worn deep inside the ear canal and therefore completely invisible. It requires no handling or maintenance by the end-user. It is a completely hassle-free solution. Lyric comes in 5 different sizes and can be fit instantly.

Who is a Lyric candidate?

A Lyric trained hearing care professional will evaluate candidacy based on four main criteria:

1. hearing loss within the mild to moderately-severe fitting range
2. medical history and condition
3. ear geometry and anatomical features
4. lifestyle (motivation level, limitation to swim underwater or skydive / scuba dive when wearing a device)

How do I fit Lyric?

Lyric is a deeply placed hearing aid; 4 mm from the tympanic membrane and at least 4 mm from the entrance of the ear canal. To ensure a comfortable and accurate fitting each hearing care professional will be specially trained to use specifically designed measurement and placement tools. First the length and diameter of the ear canal is measured to determine the right insertion depth and device size. Next the hearing aid(s) are programmed and placed in the canal. Fine-tuning can then be performed, with hearing aid(s) in situ, via the wireless Lyric programming wand.

Is Lyric waterproof?

Lyric is water resistant which means that underwater swimming or scuba diving is not possible. Showering or walking in the rain however is possible.

What are the advantages of the deep placing?

Placing Lyric deep in the ear canal offers the following advantages: improved directionality and localization, no occlusion, reduced feedback, high frequency gain, reduced wind noise, less distortion due to less gain required, normal telephone use and maximum comfort with 100% invisibility, Ease of use with no daily insertion or removal and no need to change the battery.

How is Lyric programmed?

Phonak Lyric is wirelessly programmed via Phonak Target and a programming wand. The fitting parameters are transferred to the hearing aid using a magnetic impulse. For programming, the wand has to be placed close to the protective cap of the hearing aid. The communication is one-way; Lyric can be programmed but not read-out.

Can the end user remove the hearing aid?

It is recommended to have the hearing aid removed by the Lyric trained hearing care professional. If necessary the end user can remove Lyric with a provided removal tool.

Can the end user change hearing aid settings?

Lyric is wirelessly programmed for the individual hearing loss of the end user. The end user is able to change volume and switch the hearing aid on, off or into sleep mode with a remote control magnet called SoundLync. The SoundLync also functions as a removal tool if the end user wishes to remove their Lyric hearing aid(s).

What is SLEEP mode?

SLEEP mode is a setting for acoustic transparency. In this setting, Lyric compensates the damping caused by the hearing aid itself. For the end user, it sounds like they are not wearing a hearing aid.

How is the battery changed?

Lyric is a disposable hearing aid designed for single insertion. Once the battery is flat the hearing aid is removed and then replaced with a new Lyric hearing aid.

How long does Lyric last?

Lyric may be worn for up to 120 days or until it ceases to function.