


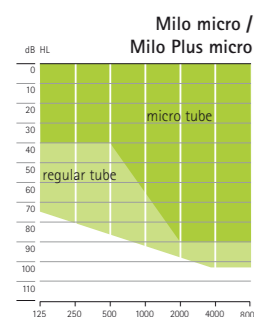


BTE key features

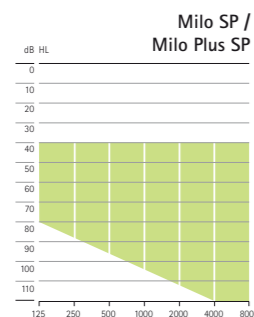
The complete range of data sheets is available on www.phonakpro.com

BTE	Milo micro	Milo SP	Milo UP	Milo Plus micro	Milo Plus SP	Milo Plus UP
						
Performance profile	HE9 680	HE7	HE7	HE9 680	HE7	HE7
Maximum Power Output (dB SPL)						
2cc coupler	127	133	138	127	133	138
Ear Simulator	130	135	139	130	135	139
Maximum gain (dB)						
2cc coupler	50	65	75	50	65	75
Ear Simulator	58	70	80	58	70	80
Frequency range - 2cc coupler (Hz)	<100 - 6200	<100 - 6200	<100 - 4100	<100 - 6200	<100 - 6200	<100 - 4100
Battery Size	13	13	675	13	13	675
Working current (mA)	1.1	1.2	1.3	1.1	1.2	1.3

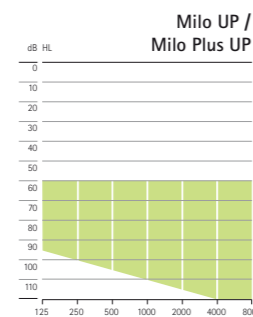
Fitting ranges



Mild to moderately-severe hearing loss, all audiometric configurations



Moderate to severe hearing loss, all audiometric configurations



Severe to profound hearing loss, all audiometric configurations

Technical description

- Transparent hook
- Sound outlet
- Miniature microphone with protector
- Program switch (TacTronic)
- Access to programming plug
- Digital volume control
- Serial number
- Battery compartment with ON/OFF switch
- Micro tube (or transparent hook)
- Dome or SlimTip



Product information



Milo/Milo Plus offer together a complete product line at two basic price points, for all hearing losses (mild to profound). Small models like a micro BTE with hook or microtube, BTEs for severe to profound hearing loss as well as custom product models are within this complete range. All product models are based on the proven CORE chip technology and have a

well-defined basic range of important features for daily hearing situations, like WhistleBlock Technology, to suppress feedback successfully without gain loss or artefact. Several manual programs give flexibility in daily life, so also a FM system, available for all products.

Feature overview

Features	Description	Milo	Milo Plus
Channels	Digital multichannel processing	2	4
BassBoost	Extra low frequency gain and output for improvement of subjective loudness perception	■	■
Manual programs	Manually accessible programs (up to 2 hearing programs plus additional FM and/or T-coil programs)	3	4
WhistleBlock Technology	Advanced feedback phase inverter for additional stable gain without feedback or artifact	■	■
Noise canceler	Automatical reduction of non-speech sounds	Digital noise cancellation	NoiseBlock Processing
Directionality	Single or dual microphone systems	Omni-directional	Digital AudioZoom (dAZ)
Venting	Acoustically Optimized Vent (AOV) for custom products and earpieces	■	■
FM System	Design integrated receivers Universal receivers	■ ■	■ ■
T-coil	Magnetic induction coil for use with compatible phones, or inductive loop systems	■	■
DataLogging	Wearing history and user behavior for more effective fitting and follow-up	■	■
AudiogramDirect	In-situ hearing test conducted via iPPG using the hearing instruments as transducers	■	■
Microphone protectors	Protection of the microphone(s) from dirt and dust and reduction of annoying wind sounds	■	■
Hearing instrument beeps	Acoustic confirmation of manual actions and end of battery life	■	■
Pediatric accessories	Minihook Tamperproof battery door	■ ■	■ ■



0459

Milo/Milo Plus

Programming

Programming a Milo/Milo Plus BTE via cable



- Flip open the cover for access to the programming socket.
- Connect the programming plug into the socket. Use the programming cable CS 44 (Phonak version) only. Turn off the hearing instrument during programming.

Programming a Milo/Milo Plus micro via cable



- Open the battery compartment.
- Connect the programming plug into the socket. Use programming cable CS-44 A (Phonak version) only.

Programming a Milo Plus custom product via cable



- Open the battery compartment and lift the cover out of the hinge using the battery compartment tool (twisting motion).
- Connect the cable. Attach the cable with the blue and red markers to the left and the right hearing instruments, respectively.





Note:

The special clip for the programming cable avoids any excessive traction on the programming socket. It can be mounted on the cable at any position and can be fixed on the wearer's clothing.

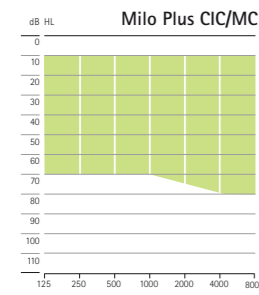
PHONAK life is on

Custom product key features

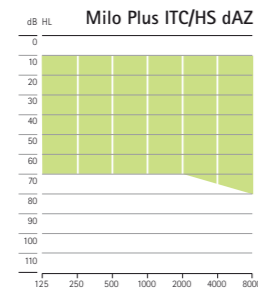
The complete range of data sheets is available on www.phonakpro.com

Custom products	Milo Plus CIC/MC	Milo Plus ITC/HS dAZ	Milo Plus FS dAZ	Milo Plus FS P dAZ
				
Performance profile				
Maximum Power Output (dB SPL)				
2cc coupler	113	113	115	122
Ear Simulator	123	123	123	130
Maximum gain (dB)				
2cc coupler	35	48	50	55
Ear Simulator	45	59	60	63
Frequency range – 2cc coupler (Hz)	<100 – 7000	<100 – 6600	<100 – 6400	<100 – 5500
Battery size	10	312	13	13
Working current (mA)	0.9	1.2	1.2	1.2

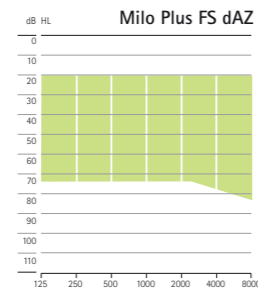
Fitting ranges



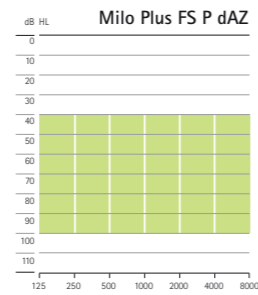
Mild to moderate hearing loss, all audiometric configurations



Mild to moderate hearing loss, all audiometric configurations



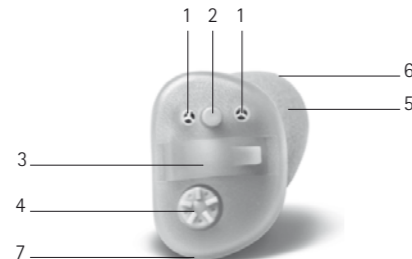
Mild to moderately-severe hearing loss, all audiometric configurations



Moderate to severe hearing loss, all audiometric configurations.

Technical description

- 1 Microphone input (2 inputs for directional models)
- 2 TacTronic Switch
- 3 Battery compartment and programming socket
- 4 Volume control
- 5 Sound outlet
- 6 Custom made shell
- 7 Venting








Custom product options

	Milo Plus CIC/MC	Milo Plus ITC/HS dAZ	Milo Plus FS dAZ	Milo Plus FS P dAZ
Volume control	0	0	0	0
Program switch TacTronic	0	0	0	0
Telecoil		0	0	0
SmartGuard	S	S	S	S

S = Standard 0 = Optional

BTE options

	Milo micro	Milo SP	Milo UP	Milo Plus micro	Milo Plus SP	Milo Plus UP
Hook						
 HE7		S	S		S	S
 HE7 680		0	0		0	0
 Minihook HE7 680		0	0		0	0
 HE9 680	S			S		
Volume control						
		S	S		S	S
Battery door without program switch	0			0		
Telecoil	S	S	S	S	S	S
Micro tube (open/closed)	S			S		
Tamper proof battery compartment	0	0	0	0	0	0

S = Standard 0 = Optional

Color Options

BTE, micro Beige (01), Taupe (35), Brown (03), Black (06), Gray (23), Light gray (04)

Custom products: **Faceplate:** Pink (26), Tan (14), Cocoa (22), Brown (28)
Shell: Blue transparent (37), Red transparent (36), Pink (26), Tan (14), Cocoa (22), Brown (28), White (19), Transparent (21)

Note: Some options are country dependent. Please refer to your order form.

Dynamic FM for BTE's

	Milo micro	Milo SP	Milo UP	Milo Plus micro	Milo Plus SP	Milo Plus UP
Design-integrated FM receivers						
ML10i			■			■
ML11i		■			■	
ML12i	■			■		
Audio shoe						
AS10			■			■
AS11		■			■	
AS12	■			■		
Universal receivers						
MLxi	■	■	■	■	■	■
MyLink+	■	■	■	■	■	■
Dynamic FM transmitters						
SmartLink+	■	■	■	■	■	■
ZoomLink+	■	■	■	■	■	■
EasyLink+	■	■	■	■	■	■
inspiro	■	■	■	■	■	■
DynaMic (in MultiTalker Network with inspiro)	■	■	■	■	■	■
CROSLink	■	■	■	■	■	■
CROS-adaptor-M2	■	■	■	■	■	■

Dynamic FM for custom products

	Milo Plus CIC/MC	Milo Plus ITC/HS dAZ	Milo Plus FS dAZ	Milo Plus FS P dAZ
Universal receivers				
My Link+		■	■	■
Dynamic FM transmitters				
SmartLink+		■	■	■
ZoomLink+		■	■	■
EasyLink+		■	■	■
inspiro		■	■	■
DynaMic (in MultiTalker Network with inspiro)		■	■	■

*requires a T-coil