

Phonak e-Store Ordering – ITE Custom Earpiece

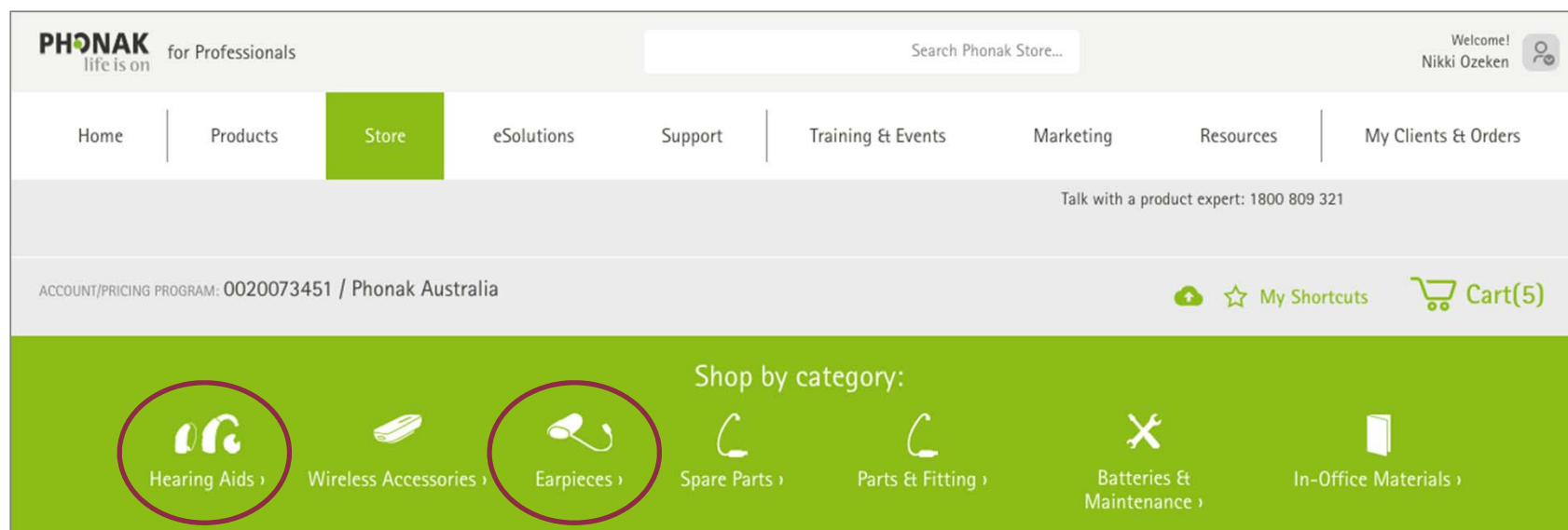
August 2019

A Sonova brand

PHONAK
life is on

There are two ways to order ITE/custom earpieces:

1. From the 'Hearing Aids' category tab on the main menu, then filtering by the hearing aid family **to order custom hearing aids.**
2. Directly from the 'Earpieces' category tab on the main menu **to order all custom earpiece configurations.**



Ordering ITE/Custom Aid in the Hearing Aid Category

- ITE/Custom hearing aids can be found in the 'Hearing Aids' category.
- Search your desired aid using the side filter in Advanced Mode or click on the desired family image if viewing in the default mode.

Hearing Instruments Advanced Mode:

Reset Filters Et show all (25)

Reset Filter

Filter By Platform:
 Belong (25)

Filter By Family:

- Audéo B (19)
- Audéo M (16)
- Bolero B (15)
- CROS B (3)
- CROS B ITE (2)
- Naida B (11)
- Sky B (18)
- Virto B (23)**
- Virto B Titanium (2)**
- Vitus (3)

Filter By Technology Level:

- Premium (6)
- Advanced (7)
- Standard (6)
- Essential (6)

Virto B90-Titanium 063-0196-01 Show Compatible Items	Virto B70-Titanium 063-0197-01 Show Compatible Items	Virto B90-10 NW O 063-0206-01 Show Compatible Items	Virto B70-10 NW O 063-0207-01 Show Compatible Items
Virto B50-10 NW O 063-0208-01 	Virto B30-10 NW O 063-0209-01 	Virto B90-10 O 063-0211-01 	Virto B70-10 O 063-0212-01

Ordering ITE/Custom Aid in the Hearing Aid Category

- The configuration page will open.
- Select the side.
- Input the audiogram (this is mandatory).
- Choose a method for sending the ear impression.
- Click 'Configure'.

Virto B

Phonak Virto B are the world's first hearing aids with Biometric Calibration and are precisely calibrated to your clients' individual ear anatomy for better hearing performance.

Client Data → Configure Product → Confirm Et add to cart

1 Select side:

Right Ear Left Ear

2 Audiogram:

Please Note: We ask that you provide a least 250Hz, 500Hz, 1KHz, 2KHz and 4KHz frequencies to ensure best acoustic fit.

3 Ear impression:

Right Ear Left Ear

Upload a File Upload a File

Use an impression on file Use an impression on file

Mail in an impression Mail in an impression

Upon checkout, you will be able to download an Order Summary document to include in your mailing. Upon checkout, you will be able to download an Order Summary document to include in your mailing.

Next Step: [Configure](#)

- Choose the performance level and model, shell style and power level.

Client Data → Configure Product → Confirm & add to cart

4 Choose a performance level

Premium (B90) ✓ Advanced (B70) Standard (B50) Essential (B30)

5 Choose a model

Right Ear Left Ear

Phonak Virto B90-10 NW O ✓	Phonak Virto B90-10 NW O ✓
Phonak Virto B90-10 O	Phonak Virto B90-10 O
Phonak Virto B90-10	Phonak Virto B90-10
Phonak Virto B90-312 NW O	Phonak Virto B90-312 NW O
Phonak Virto B90-13	Phonak Virto B90-13

6 Choose a shell style

Right Ear Left Ear

IIC IIC

7 Choose a power level

Right Ear Left Ear

Moderate Power Super Power Moderate Power Super Power


Your audiograms

- Choose colours and options. Switch to 'Advanced Mode' to see more options.
- Now click 'Confirm'!


8 Choose colours

Right Ear

Shell Colour: Red / Blue - R/B




Faceplate Colour: Cocoa Brown - 22




Left Ear

Shell Colour: Red / Blue - R/B



Faceplate Colour: Cocoa Brown - 22



9 Choose options

Advanced Mode

Right Ear

Cerustop - WaxTrap

AOV Acoustically Optimized Venting

No TCoil, Easyphone

Removal Line - Transparent

Push Button

None

No Volume Control

Wax System

Venting

TCoil, Easyphone

Removal Line

User Control

Color Dot

Volume Control

Left Ear

Cerustop - WaxTrap

AOV Acoustically Optimized Venting

No TCoil, Easyphone

Removal Line - Transparent

Push Button

None

No Volume Control

Some options are chargeable which will be reflected in the order summary.

< Back
Next Step: Confirm

- Review the product summary.
- Extend the warranty, if required.
- Now review the changes section where you can indicate whether you would like to be contacted prior to any changes being made during the manufacturing process or if it's ok for Phonak to make changes, if needed, to any of the options listed.
- Add any special instructions in the special instructions section but please note, any instructions written here will route the order for manual review prior to the beginning of the manufacturing process.
- Once your review is complete, click on 'Add to cart'.

Virto B

Phonak Virto B are the world's first hearing aids with Biometric Calibration and are precisely calibrated to your clients' individual ear anatomy for better hearing performance.

Client Data → Configure Product → Confirm & add to cart

10 Product Summary

● Right Ear		● Left Ear
Phonak Virto B90-10 NW 0	INSTRUMENT MODEL	Phonak Virto B90-10 NW 0
IIC	SHELL STYLE	IIC
Power	POWER LEVEL	Power
Red / Blue	SHELL COLOUR	Red / Blue
Cocoa Brown	FACEPLATE COLOUR	Cocoa Brown
Cerustop - WaxTrap	WAX SYSTEM	Cerustop - WaxTrap
ADV Acoustically Optimized Venting	VENTING	ADV Acoustically Optimized Venting
No TCoil, Easyphone	TCOIL EASYPHONE	No TCoil, Easyphone
Removal Line - Transparent	REMOVAL LINE	Removal Line - Transparent
Push Button	USER CONTROL	Push Button
None	COLOR DOT	None
No Volume Control	VOLUME CONTROL	No Volume Control
Mallin	EAR IMPRESSION SCAN	Mallin

11 Extend your hearing aid warranty

● Right Ear	● <input type="checkbox"/>	● Left Ear
<input type="text" value="3 Years (included)"/>		<input type="text" value="3 Years (included)"/>
<input type="text" value="4 Years (AUD140.00)"/>		<input type="text" value="4 Years (AUD140.00)"/>

12 Changes

In case any selected options are incompatible with other selected options, please tell us how you'd like to resolve the issue.

Please call if changes are required

It's OK for Phonak to change these items:

- Style
- Power level
- Wax System
- Venting
- TCoil, Easyphone
- Removal Line
- User Control
- Color Dot
- Volume Control

Special instructions for this item

Please provide a telephone number in case we have questions about your order.

[< Back](#) That's it! When you're ready, add this item to your cart.

Together,
we change lives