



## Technical Data

# Phonak Cassia

## Phonak Cassia microM

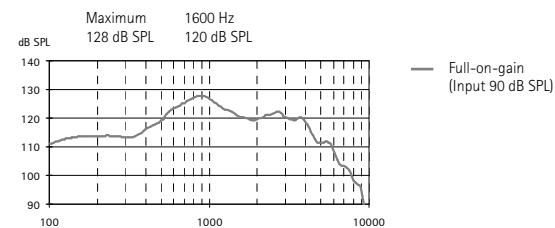
Small micro BTE, battery size 312 (for fitting range, product details and available options, please see Product Information or visit [www.phonakpro.com](http://www.phonakpro.com)).

Unless otherwise specified, all data obtained are measured in a closed configuration with a straight measurement micro tube (Art. No. 004-1393) and a coupling disc (Art. No. 002-0412) onto a HA-1 coupler (ANSI-S3.7-1995) or an occluded-ear simulator (EN 60711, coupling arrangement according to fig. 4 in the test standard), and in the Phonak Target measurement settings. For further information refer to the Fit'nGo micro Kit instructions.

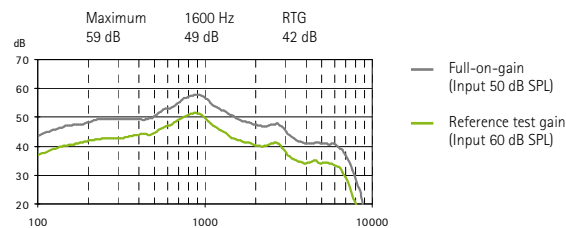
### Ear simulator data

EN / IEC 60118 and IEC 60711

#### Output sound pressure level



#### Acoustic gain



Frequency range	<100 Hz - 7200 Hz		
Total harmonic distortion	500 Hz	800 Hz	1600 Hz
	2%	0.5%	1%
Battery current	Quiescent	Working	
	1.1 mA	1.1 mA	
Equivalent input noise level	19 dB SPL		

#### Dynamic data

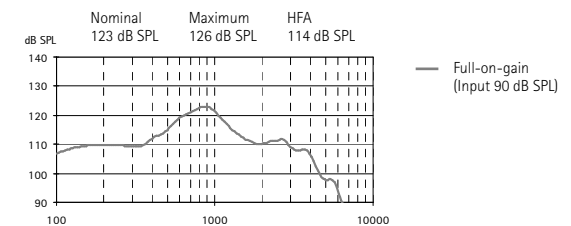
Compression	Attack time	Recovery time
	1 ms	50 ms

Note: Using pure tone measurements with a digital hearing instrument can result in a wavy frequency response. This is an artifact resulting from the use of a narrowband input signal and does not effect the actual performance with naturally occurring broadband input signals.

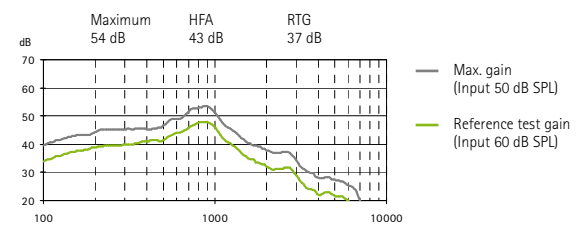
### 2cm<sup>3</sup> coupler data

ANSI S3.22-2003

#### Output sound pressure level



#### Acoustic gain

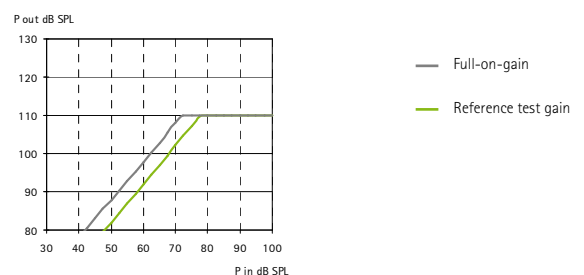


Frequency range	<100 Hz - 6800 Hz		
Total harmonic distortion	500 Hz	800 Hz	1600 Hz
	2%	0.5%	1%
Equivalent input noise level	19 dB SPL		

#### Dynamic data

Compression	Attack time	Recovery time
	1 ms	50 ms

#### Input / Output characteristics at 2000 Hz



PHONAK