



Technical Data

Phonak Cassia

Phonak Cassia Petite

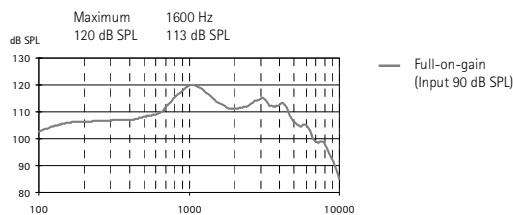
Small BTE, battery size 10A (for fitting range, product details and available options, please see **Product Information** or visit www.phonakpro.com).

Petite devices do not have wireless functionality. Unless otherwise specified, all data obtained are measured in a closed configuration with a straight measurement micro tube (Art. No. 004-1393) and a coupling disc (Art. No. 002-0412) onto a HA-1 coupler (ANSI-S3.7-1995) or an occluded-ear simulator (EN 60711, coupling arrangement according to fig. 4 in the test standard), and in the Phonak Target measurement settings. For further information refer to the Fit'nGo micro Kit instructions.

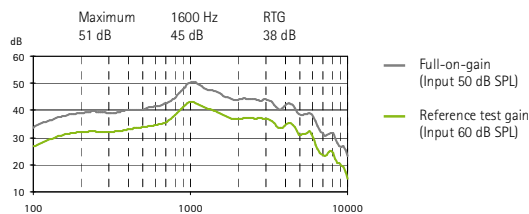
Ear simulator data

EN / IEC 60118 and IEC 60711

Output sound pressure level



Acoustic gain



Frequency range	<100 Hz - 7000 Hz		
Total harmonic distortion	500 Hz	800 Hz	1600 Hz
	2%	1%	1.5%
Battery current	Quiescent Working		
	0.9 mA	1 mA	
Equivalent input noise level	19 dB SPL		

Dynamic data

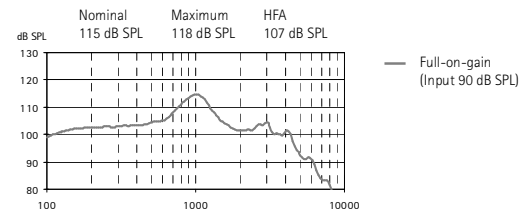
Compression	Attack time	Recovery time
	1 ms	50 ms

Using pure tone measurements with a digital hearing instrument can result in a wavy frequency response. This is an artifact resulting from the use of a narrowband input signal and does not effect the actual performance with naturally occurring broadband input signals.

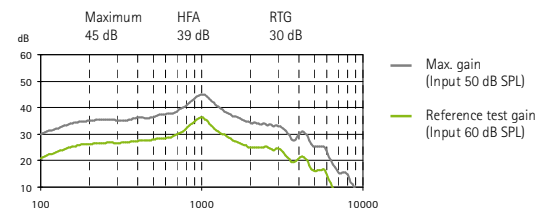
2cm³ coupler data

ANSI S3.22-2003

Output sound pressure level



Acoustic gain



Frequency range	<100 Hz - 6500 Hz		
Total harmonic distortion	500 Hz	800 Hz	1600 Hz
	2%	1%	1.5%
Equivalent input noise level	19 dB SPL		

Dynamic data

Compression	Attack time	Recovery time
	1 ms	50 ms

Input / Output characteristics at 2000 Hz

