

Milo Plus CIC / MC

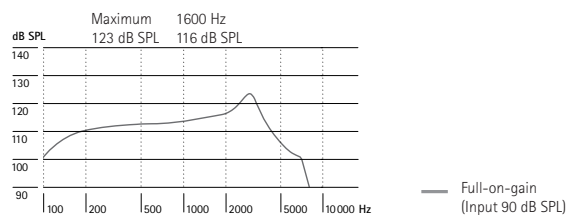
Technical Data

Ear simulator data

EN / IEC 60118 and IEC 60711



Output sound pressure level

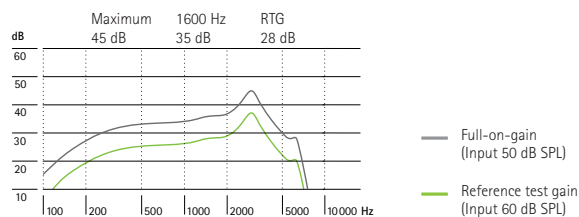


CIC/mini canal, battery size 10 (for fitting range, product details and available options, please see "Milo Plus Product Information" or visit www.phonak.com).

Unless otherwise specified, all data obtained are measured with 5 mm tubing and iPFG measurement settings.

Note: Using pure tone measurements with a digital hearing instrument can result in a wavy frequency response. This is an artifact resulting from the use of a narrowband input signal and does not reflect the actual performance with naturally occurring broadband input signals.

Acoustic gain



Frequency range	150 Hz – 7000 Hz		
Total harmonic distortion	500 Hz	800 Hz	1600 Hz
	1.5%	1.0%	1.0%
Battery current	Quiescent	Working	
	0.9 mA	0.9 mA	
Equivalent input noise level	19 dB SPL		

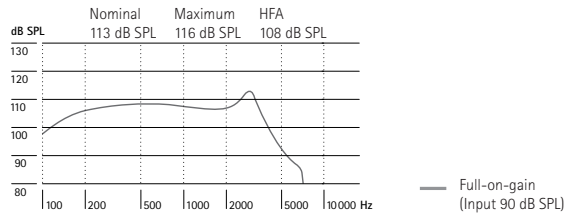
Dynamic data

Compression	Attack time	Recovery time
	1 ms	10 ms

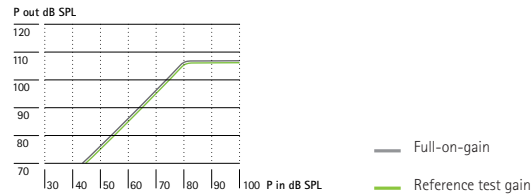
2cm³ coupler data

ANSI S3.22-2003

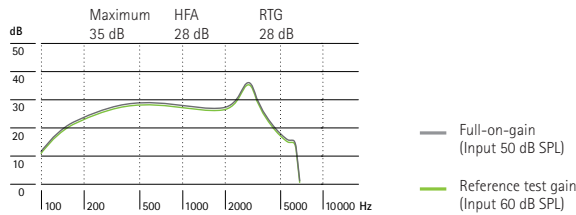
Output sound pressure level



Input / Output characteristics at 2000 Hz



Acoustic gain



Frequency range	< 100 Hz – 7000 Hz		
Total harmonic distortion	500 Hz	800 Hz	1600 Hz
	1.5%	1.0%	1.0%
Equivalent input noise level	19 dB SPL		

Dynamic data

Compression	Attack time	Recovery time
	1 ms	10 ms