

## Milo Plus ITC/HS dAZ

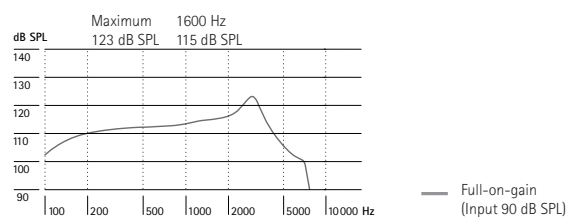
### Technical Data

#### Ear simulator data

EN / IEC 60118 and IEC 60711



#### Output sound pressure level

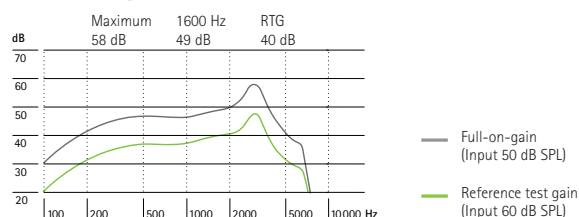


Canal/half shell, battery size 312 (for fitting range, product details, and available options, please see "Milo Plus Product Information" or visit [www.phonak.com](http://www.phonak.com)).

Unless otherwise specified, all data obtained are measured with 5 mm tubing and iPFG measurement settings.

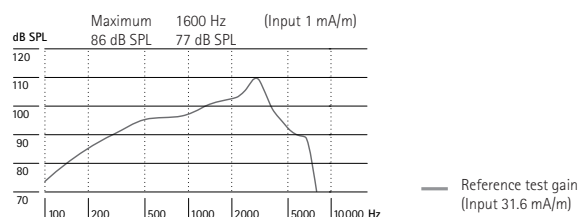
Note: Measurements with pure tones of a digital hearing instrument can result in a wavy frequency response. This is an artifact resulting from the use of a narrowband input signal and does not reflect the actual performance with naturally occurring broadband input signals.

#### Acoustic gain



Frequency range (DIN 45605)	150 Hz – 6800 Hz		
Total harmonic distortion	500 Hz	800 Hz	1600 Hz
	2.0%	1.5%	1.5%
Battery current	Quiescent	Working	
	1.1 mA	1.2 mA	
Equivalent input noise level	19 dB SPL		

#### Induction coil sensitivity



#### Dynamic data

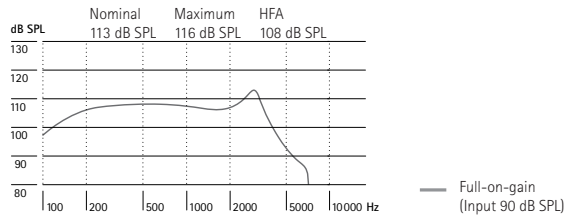
Compression	Attack time	Recovery time
	1 ms	50 ms



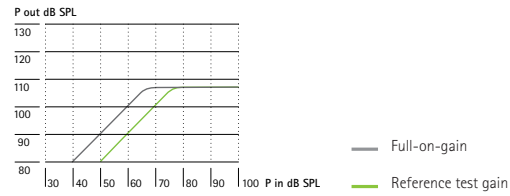
## 2cm<sup>3</sup> coupler data

ANSI S3.22-2003

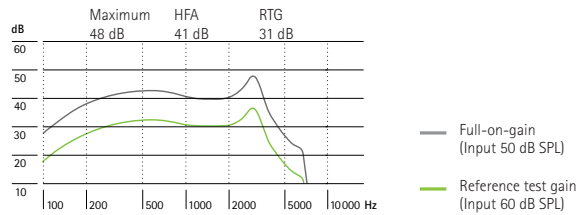
### Output sound pressure level



### Input / Output characteristics at 2000 Hz

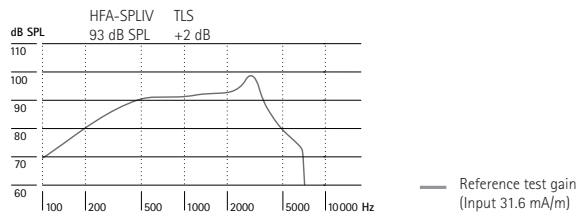


### Acoustic gain



Frequency range (DIN 45605)	< 100 Hz – 6600 Hz		
Total harmonic distortion	500 Hz	800 Hz	1600 Hz
	1.5%	1.0%	1.0%
Equivalent input noise level	19 dB SPL		

### Induction coil sensitivity



### Dynamic data

Compression	Attack time	Recovery time
	1 ms	50 ms