



CIC with battery size 10 and remote control

Ear simulator data

EN / IEC 60118 and IEC 60711

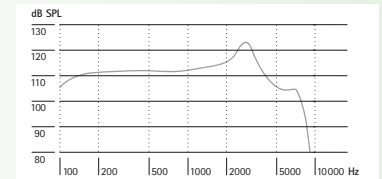
Output sound pressure level

(Input 90 dB SPL)

Maximum	1600 Hz
123 dB SPL	114 dB SPL

Frequency response

— Max. gain
(Input 90 dB SPL)



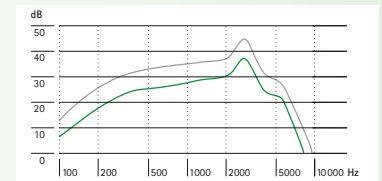
Acoustic gain

(Input 50 dB SPL)

Maximum	1600 Hz	RTG (FOG -7 dB)
45 dB	36 dB	29 dB

Frequency response

— Max. gain
(Input 50 dB SPL)
— Reference test gain
(Input 60 dB SPL)



Frequency range (DIN 45605) 150–6500 Hz

Total harmonic distortion	500 Hz	800 Hz	1600 Hz
	2.0%	1.5%	1.5%

Battery current	Quiescent	Working
	1.0 mA	1.1 mA

Equivalent input noise level 19 dB SPL

Dynamic data

Compression	Attack time	Recovery time
	1 ms	10 ms

Unless otherwise specified, all data obtained are measured with a 5 mm tubing in linear measurement setting.

Note: Measurements of a digital hearing instrument with pure tones can result in a wavy frequency response. This is an artifact resulting from the use of a very narrowband input signal and does not reflect the actual performance with naturally occurring broadband input signals.

Measurements were taken in August 2006 and are subject to change without notice.

Savia Art™ 11 CIC / MC RC

2 cm³ coupler data

ANSI S3.22-1996

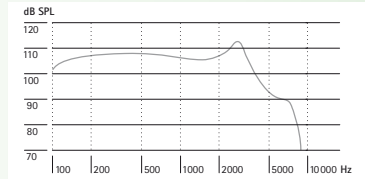
Output sound pressure level

(Input 90 dB SPL)

Maximum	HFA
113 dB SPL < 116 dB SPL	107 dB SPL

Frequency response

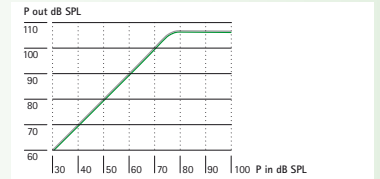
— Full-on-gain
(Input 90 dB SPL)



2 cm³ coupler data

Input / Output characteristics at 2000 Hz

— Full-on-gain
— Reference test gain



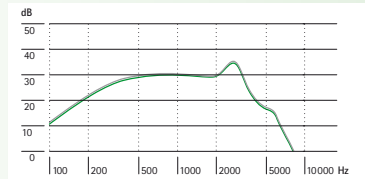
Acoustic gain

(Input 50 dB SPL)

Maximum	HFA	RTG
35 dB	31 dB	31 dB

Frequency response

— Full-on-gain
(Input 50 dB SPL)
— Reference test gain
(Input 60 dB SPL)



Frequency range	<100 – 6400 Hz		
Total harmonic distortion	500 Hz	800 Hz	1600 Hz
	1.5% < 4.5%	1.0% < 4.0%	1.0% < 4.0%
Battery current	Quiescent	Working	
	1.0 mA	1.1 mA < 1.3 mA	
Equivalent input noise level	19 dB SPL < 22 dB SPL		

Dynamic data

Compression	Attack time	Recovery time
	1 ms	10 ms