

# Versáta

## Versáta ITC / HS P

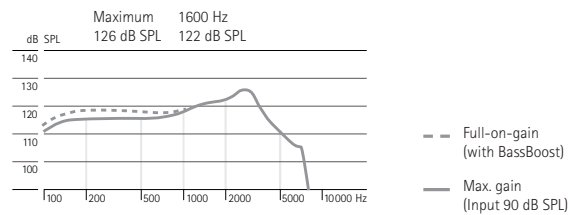
### Technical Data

#### Ear simulator data

EN / IEC 60118 and IEC 60711



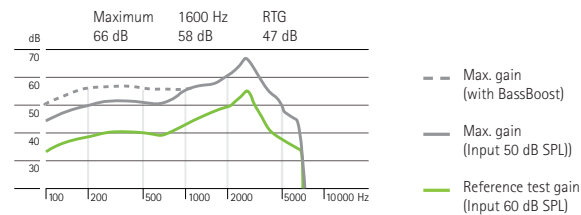
#### Output sound pressure level



Canal/half shell power, battery size 312 (for fitting range, product details, and available options, please see "Versáta Product Information" or visit [www.phonak.com](http://www.phonak.com)).

Unless otherwise specified, all data obtained are measured with 5 mm tubing and iPFG measurement settings.

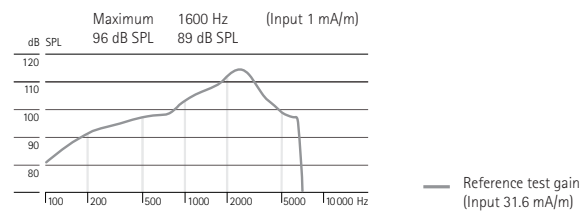
#### Acoustic gain



Note: Measurements with pure tones of a digital hearing instrument can result in a wavy frequency response. This is an artifact resulting from the use of a narrowband input signal and does not reflect the actual performance with naturally occurring broadband input signals.

Frequency range	<100 Hz – 6900 Hz		
Total harmonic distortion	500 Hz	800 Hz	1600 Hz
	2.5%	3.0%	1.0%
Battery current	Quiescent	Working	
	1.0 mA	1.1 mA	
Equivalent input noise level	19 dB SPL		

#### Induction coil sensitivity



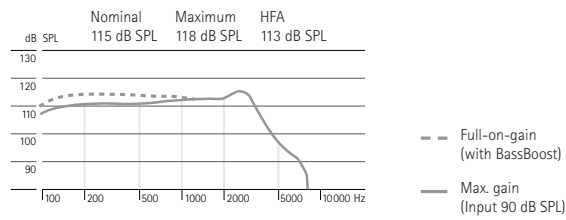
#### Dynamic data

Compression	Attack time	Recovery time
	1 ms	50 ms

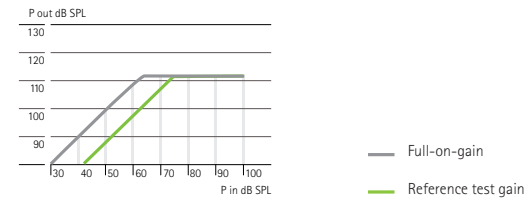
## 2cm<sup>3</sup> coupler data

ANSI S3.22-2003

### Output sound pressure level



### Input / Output characteristics at 2000 Hz

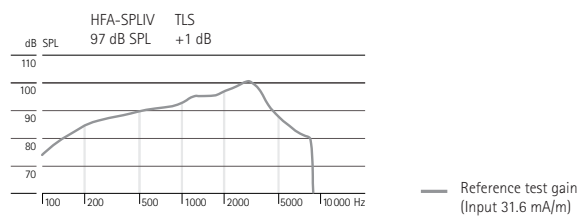


### Acoustic gain



Frequency range	<100 Hz – 6700 Hz		
Total harmonic distortion	500 Hz	800 Hz	1600 Hz
	1.0%	1.0%	0.5%
Equivalent input noise level	19 dB SPL		

### Induction coil sensitivity



### Dynamic data

Compression	Attack time	Recovery time
	1 ms	50 ms