

CIC with battery size 10A

## Ear simulator data

EN / IEC 60118 and IEC 60711

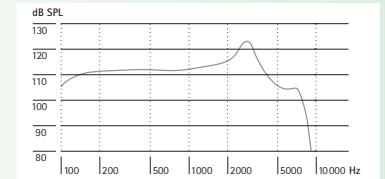
### Output sound pressure level

(Input 90 dB SPL)

Maximum	1600 Hz
123 dB SPL	114 dB SPL

### Frequency response

— Max. gain  
(Input 90 dB SPL)



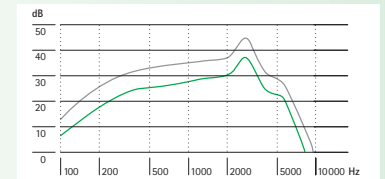
### Acoustic gain

(Input 50 dB SPL)

Maximum	1600 Hz	RTG (FOG -7 dB)
45 dB	36 dB	29 dB

### Frequency response

— Max. gain  
(Input 50 dB SPL)  
— Reference test gain  
(Input 60 dB SPL)



Frequency range (DIN 45605)	150 – 6500 Hz		
-----------------------------	---------------	--	--

Total harmonic distortion	500 Hz	800 Hz	1600 Hz
	2.0%	1.5%	1.5%

Battery current	Quiescent	Working
	0.5 mA	0.6 mA

Equivalent input noise level	19 dB SPL
------------------------------	-----------

### Dynamic data

Compression	Attack time	Recovery time
	1 ms	10 ms

Unless otherwise specified, all data obtained are measured with a 5 mm tubing in the dSC mode.

Measurements were taken in July 2005 and are subject to change without notice.

# eXtra™ 11 CIC / MC

## 2 cm<sup>3</sup> coupler data

ANSI S3.22-1996

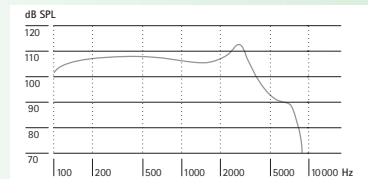
### Output sound pressure level

(Input 90 dB SPL)

Maximum	HFA
113 dB SPL < 116 dB SPL	107 dB SPL

### Frequency response

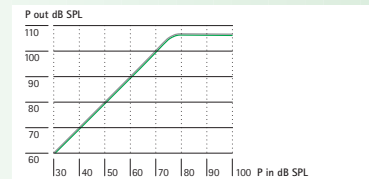
— Full-on-gain  
(Input 90 dB SPL)



## 2 cm<sup>3</sup> coupler data

### Input / Output characteristics at 2000 Hz

— Full-on-gain  
— Reference test gain



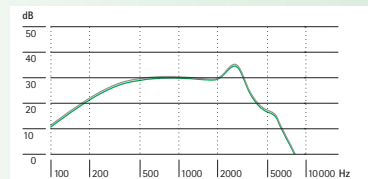
### Acoustic gain

(Input 50 dB SPL)

Maximum	HFA	RTG
35 dB	31 dB	31 dB

### Frequency response

— Full-on-gain  
(Input 50 dB SPL)  
— Reference test gain  
(Input 60 dB SPL)



Frequency range	<100 – 6400 Hz		
Total harmonic distortion	500 Hz	800 Hz	1600 Hz
	1.5% < 4.5%	1.0% < 4.0%	1.0% < 4.0%
Battery current	Quiescent	Working	
	0.5 mA	0.6 mA < 0.7 mA	
Equivalent input noise level	19 dB SPL < 22 dB SPL		

### Dynamic data

Compression	Attack time	Recovery time
	1 ms	10 ms