



Technical Data

Phonak Virto B-312 NW O

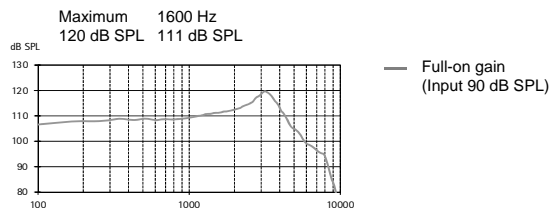
Compact ITE, battery size 312 (for fitting range, product details and available options, please see Product Information or visit www.phonakpro.com).

Unless otherwise specified, all data obtained are measured with 5 mm tubing and Phonak Target measurement settings.

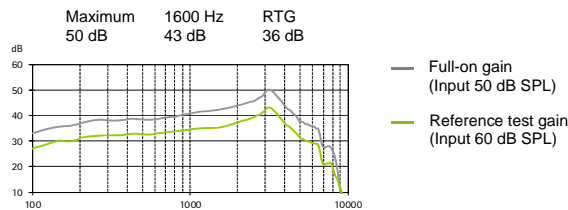
Ear simulator data

IEC 60118-0: 1994

Output sound pressure level

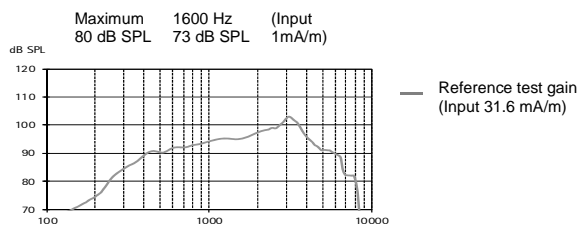


Acoustic gain



Frequency range	<100 Hz - 8000 Hz
Total harmonic distortion	500 Hz 800 Hz 1600 Hz 2% 2.5% 2%
Battery current	Quiescent Working 0.85 mA 0.95 mA
Equivalent input noise level	19 dB SPL

Induction coil sensitivity



Phonak Virto B

(B90/B70/B50/B30) (M)

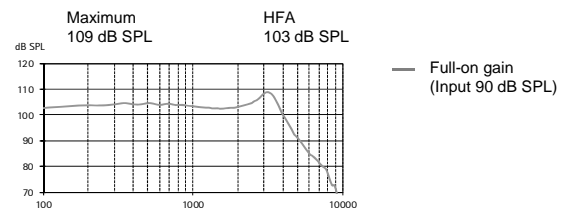
Using pure tone measurements with a digital hearing instrument can result in a wavy frequency response. This is an artefact resulting from the use of a narrowband input signal and does not affect the actual performance with naturally occurring broadband input signals.

2cm³ coupler data

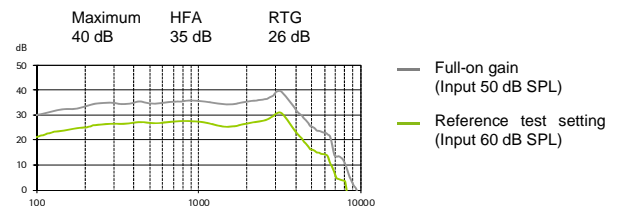
ANSI/ASA S3.22.2014

IEC 60118-0: 2015

Output sound pressure level

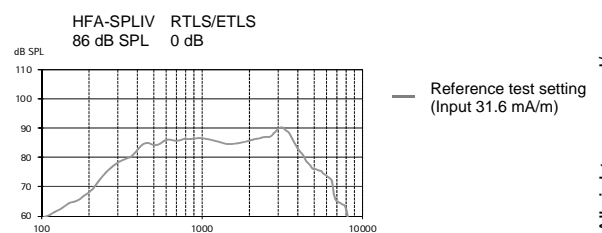


Acoustic gain



Frequency range	<100 Hz - 7000 Hz
Total harmonic distortion	500 Hz 800 Hz 1600 Hz 1% 1.5% 1%
Battery current	0.95 mA
Equivalent input noise level	19 dB SPL

Induction coil sensitivity



PHONAK

A Sonova brand



Technical Data

Phonak Virto B

Phonak Virto B-312 NW O (B90/B70/B50/B30) (P)

Compact ITE, battery size 312 (for fitting range, product details and available options, please see Product Information or visit www.phonakpro.com).

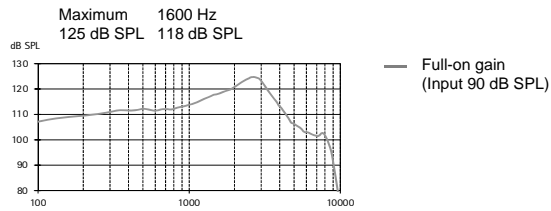
Using pure tone measurements with a digital hearing instrument can result in a wavy frequency response. This is an artifact resulting from the use of a narrowband input signal and does not affect the actual performance with naturally occurring broadband input signals.

Unless otherwise specified, all data obtained are measured with 5 mm tubing and Phonak Target measurement settings.

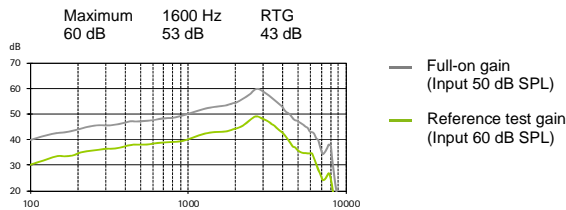
Ear simulator data

IEC 60118-0: 1994

Output sound pressure level

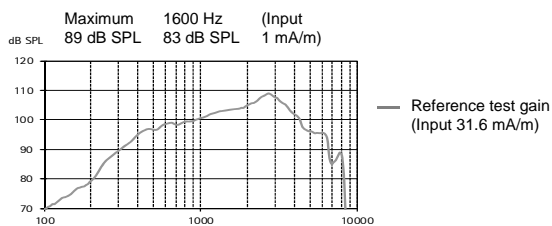


Acoustic gain



Frequency range	<100 Hz - 6800 Hz		
Total harmonic distortion	500 Hz	800 Hz	1600 Hz
	1%	2%	1%
Battery current	Quiescent	Working	
	0.85 mA	0.95 mA	
Equivalent input noise level	19 dB SPL		

Induction coil sensitivity

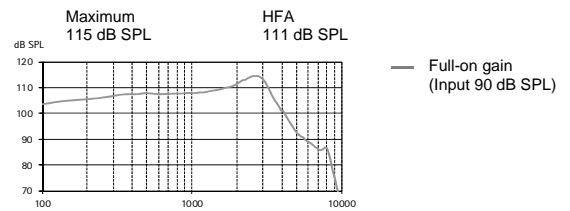


2cm³ coupler data

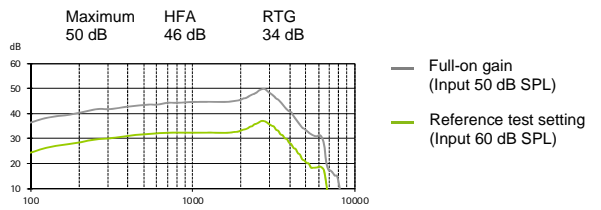
ANSI/ASA S3.22-2014

IEC 60118-0: 2015

Output sound pressure level

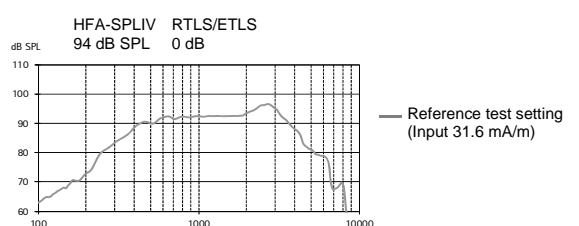


Acoustic gain



Frequency range	<100 Hz - 6700 Hz		
Total harmonic distortion	500 Hz	800 Hz	1600 Hz
	1%	1%	1%
Battery current	1.0 mA		
Equivalent input noise level	19 dB SPL		

Induction coil sensitivity



PHONAK



Technical Data

Phonak Virto B

Phonak Virto B-312 NW O (B90/B70/B50/B30) (SP)

Compact ITE, battery size 312 (for fitting range, product details and available options, please see Product Information or visit www.phonakpro.com).

Using pure tone measurements with a digital hearing instrument can result in a wavy frequency response. This is an artifact resulting from the use of a narrowband input signal and does not affect the actual performance with naturally occurring broadband input signals.

Unless otherwise specified, all data obtained are measured with 5 mm tubing and Phonak Target measurement settings.

Ear simulator data

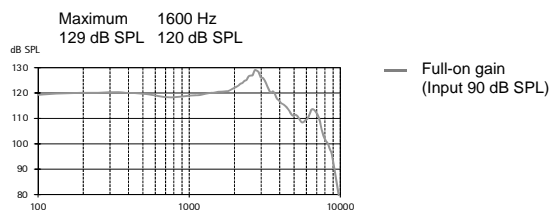
IEC 60118-0: 1994

2cm³ coupler data

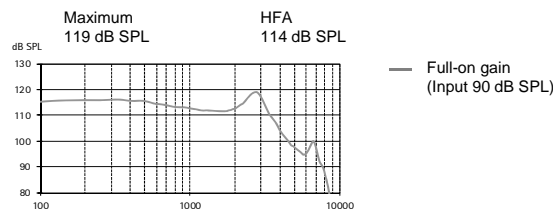
ANSI/ASA S3.22-2014

IEC 60118-0: 2015

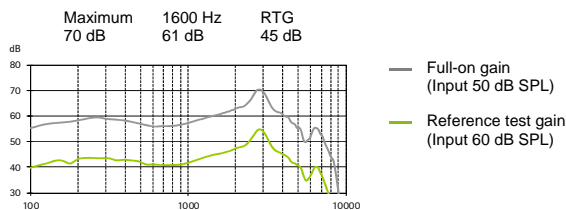
Output sound pressure level



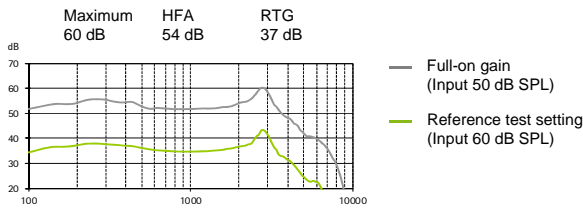
Output sound pressure level



Acoustic gain



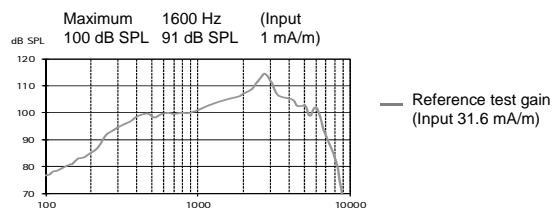
Acoustic gain



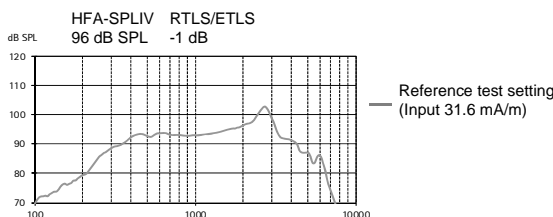
Frequency range	<100 Hz - 7700 Hz		
Total harmonic distortion	500 Hz	800 Hz	1600 Hz
	1%	1.5%	1%
Battery current	Quiescent	Working	
	0.85 mA	0.95 mA	
Equivalent input noise level	19 dB SPL		

Frequency range	<100 Hz - 7000 Hz		
Total harmonic distortion	500 Hz	800 Hz	1600 Hz
	1%	1%	1%
Battery current	0.95 mA		
Equivalent input noise level	19 dB SPL		

Induction coil sensitivity



Induction coil sensitivity



PHONAK