



Technical Data

Phonak Virto Q

Phonak Virto Q-13 (Q90/Q70/Q50/Q30) (M)

Compact ITE, battery size 13 (for fitting range, product details and available options, please see Product Information or visit www.phonakpro.com).

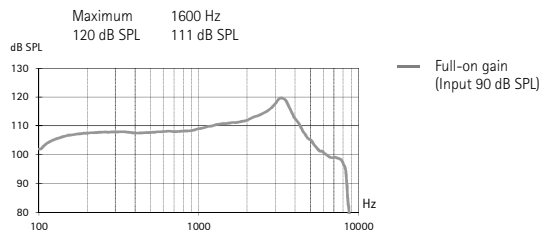
Amplification factor M for mild to moderate hearing loss, open fittings, all audiometric configurations.

Unless otherwise specified, all data obtained are measured with 5 mm tubing and Phonak Target measurement settings.

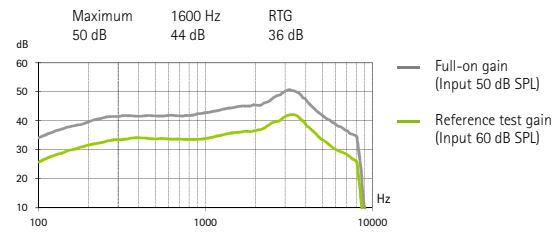
Ear simulator data

EN / IEC 60118 and IEC 60711

Output sound pressure level

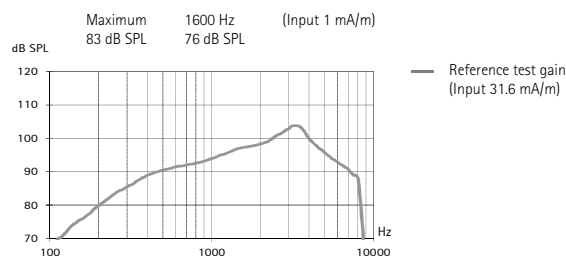


Acoustic gain



Frequency range	<100 Hz - 8200 Hz		
Total harmonic distortion	500 Hz	800 Hz	1600 Hz
	2.5%	2.5%	2%
Battery current	Quiescent Working		
	1.1 mA 1.2 mA		
Equivalent input noise level	19 dB SPL		

Induction coil sensitivity



Dynamic data

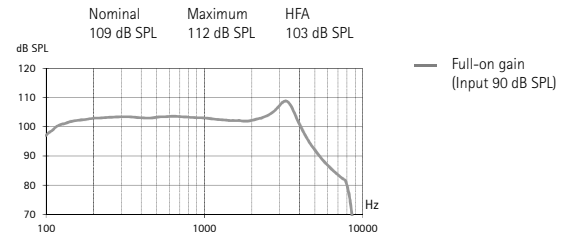
Compression	Attack time	Recovery time
	10 ms	50 ms

Note: Using pure tone measurements with a digital hearing instrument can result in a wavy frequency response. This is an artifact resulting from the use of a narrowband input signal and does not affect the actual performance with naturally occurring broadband input signals.

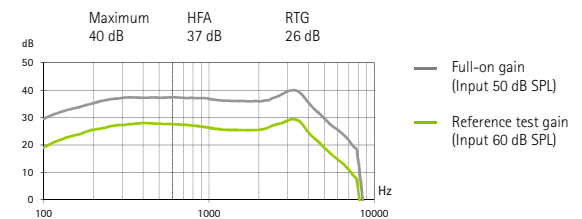
2cm³ coupler data

ANSI S3.22-2009

Output sound pressure level

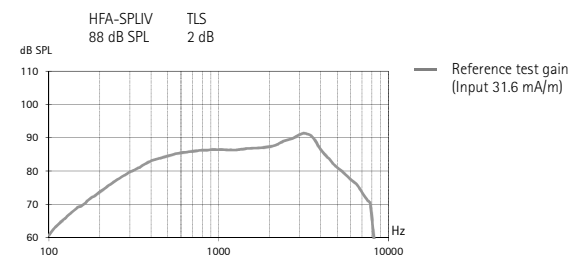


Acoustic gain



Frequency range	<100 Hz - 7900 Hz		
Total harmonic distortion	500 Hz	800 Hz	1600 Hz
	1.5%	1.5%	1%
Battery current	Quiescent Working		
	1.1 mA 1.2 mA		
Equivalent input noise level	19 dB SPL		

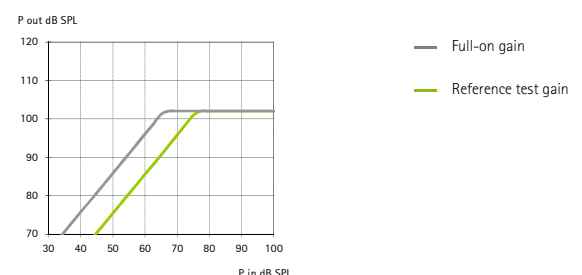
Induction coil sensitivity



Dynamic data

Compression	Attack time	Recovery time
	10 ms	50 ms

Input / Output characteristics at 2000 Hz





Technical Data

Phonak Virto Q

Phonak Virto Q-13 (Q90/Q70/Q50/Q30) (P)

Amplification factor P for mild to moderately-severe hearing loss, all audiometric configurations.

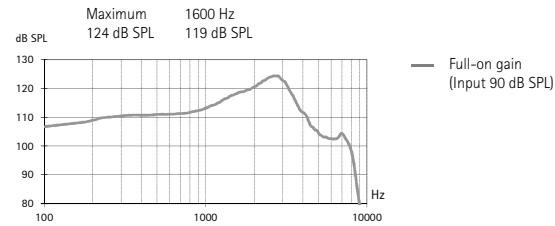
Unless otherwise specified, all data obtained are measured with 5 mm tubing and Phonak Target measurement settings.

Note: Using pure tone measurements with a digital hearing instrument can result in a wavy frequency response. This is an artifact resulting from the use of a narrowband input signal and does not affect the actual performance with naturally occurring broadband input signals.

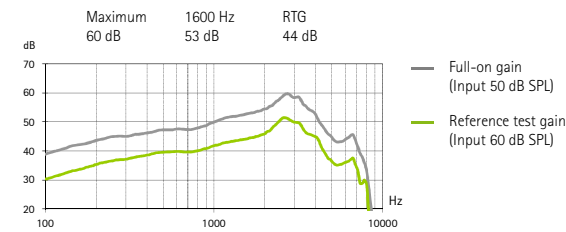
Ear simulator data

EN / IEC 60118 and IEC 60711

Output sound pressure level

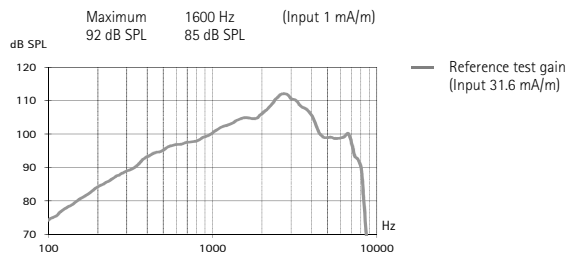


Acoustic gain



Frequency range	<100 Hz - 7300 Hz		
Total harmonic distortion	500 Hz	800 Hz	1600 Hz
	2.5%	2.5%	2%
Battery current	Quiescent	Working	
	1.1 mA	1.2 mA	
Equivalent input noise level	19 dB SPL		

Induction coil sensitivity



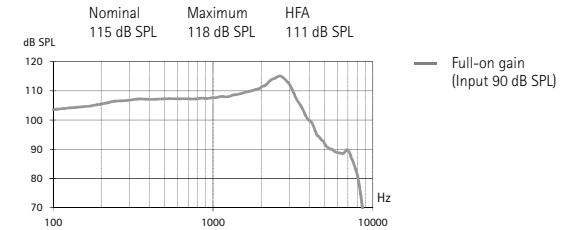
Dynamic data

Compression	Attack time	Recovery time
	10 ms	50 ms

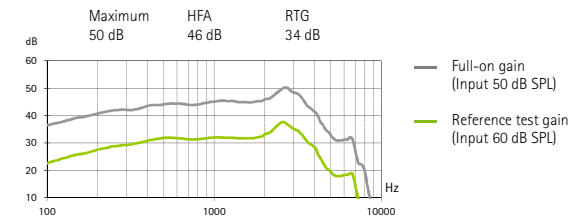
2cm³ coupler data

ANSI S3.22-2009

Output sound pressure level

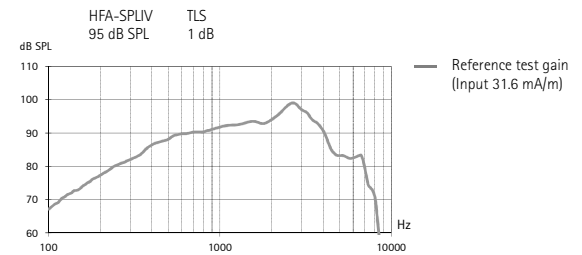


Acoustic gain



Frequency range	<100 Hz - 7100 Hz		
Total harmonic distortion	500 Hz	800 Hz	1600 Hz
	1.5%	1.5%	1.5%
Battery current	Quiescent	Working	
	1.1 mA	1.4 mA	
Equivalent input noise level	19 dB SPL		

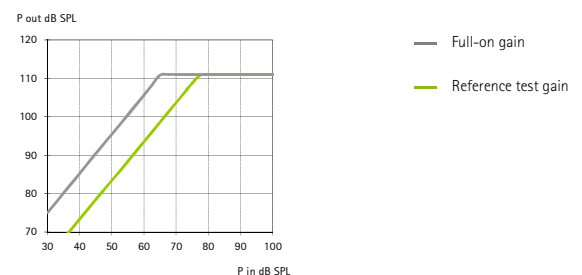
Induction coil sensitivity



Dynamic data

Compression	Attack time	Recovery time
	10 ms	50 ms

Input / Output characteristics at 2000 Hz



PHONAK



Technical Data

Phonak Virto Q-13 (Q90/Q70/Q50/Q30) (SP)

Amplification factor SP for moderate to severe hearing loss, all audiometric configurations.

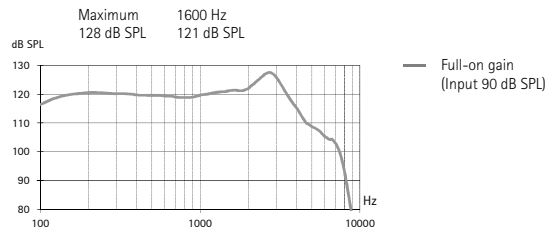
Unless otherwise specified, all data obtained are measured with 5 mm tubing and Phonak Target measurement settings.

Note: Using pure tone measurements with a digital hearing instrument can result in a wavy frequency response. This is an artifact resulting from the use of a narrowband input signal and does not affect the actual performance with naturally occurring broadband input signals.

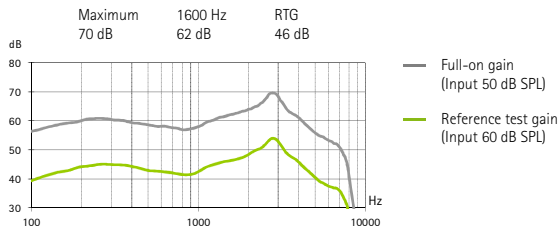
Ear simulator data

EN / IEC 60118 and IEC 60711

Output sound pressure level

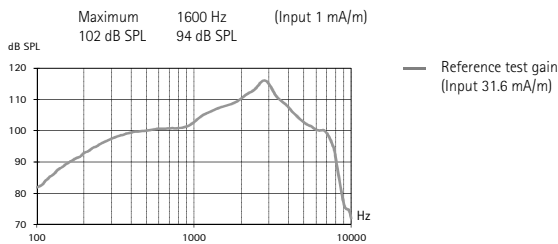


Acoustic gain



Frequency range	< 100 Hz - 7500 Hz
Total harmonic distortion	500 Hz 800 Hz 1600 Hz
	1.5% 1.5% 1%
Battery current	Quiescent Working
	1.1 mA 1.2 mA
Equivalent input noise level	19 dB SPL

Induction coil sensitivity



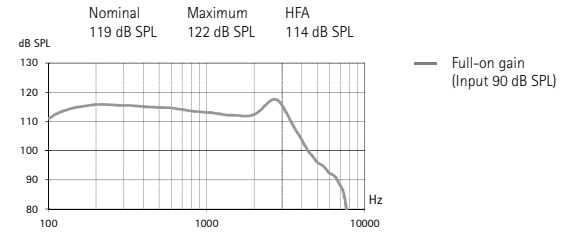
Dynamic data

Compression	Attack time	Recovery time
	10 ms	50 ms

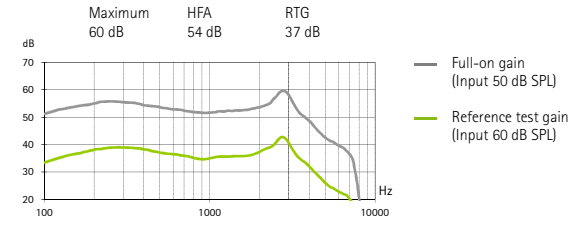
2cm³ coupler data

ANSI S3.22-2009

Output sound pressure level

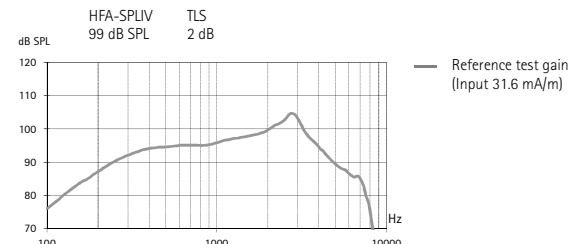


Acoustic gain



Frequency range	< 100 Hz - 7200 Hz
Total harmonic distortion	500 Hz 800 Hz 1600 Hz
	1% 1% 1%
Battery current	Quiescent Working
	1.1 mA 1.2 mA
Equivalent input noise level	19 dB SPL

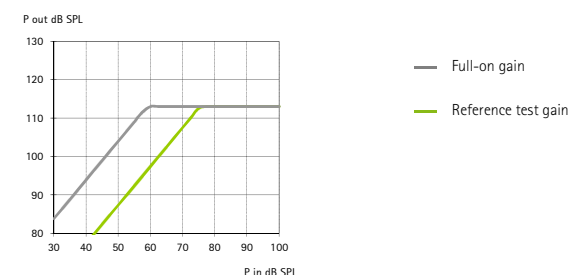
Induction coil sensitivity



Dynamic data

Compression	Attack time	Recovery time
	10 ms	50 ms

Input / Output characteristics at 2000 Hz





Technical Data

Phonak Virto Q-13 (Q90/Q70/Q50/Q30) (UP)

Amplification factor UP for moderate to profound hearing loss, all audiometric configurations, available in specific countries only.

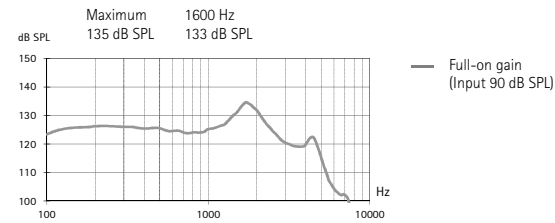
Unless otherwise specified, all data obtained are measured with 5 mm tubing and Phonak Target measurement settings.

Note: Using pure tone measurements with a digital hearing instrument can result in a wavy frequency response. This is an artifact resulting from the use of a narrowband input signal and does not affect the actual performance with naturally occurring broadband input signals.

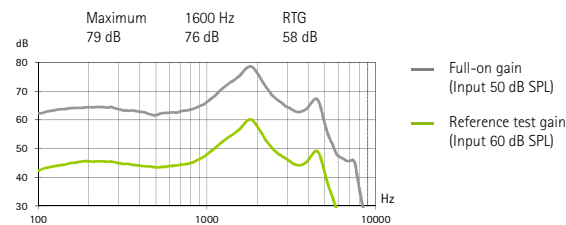
Ear simulator data

EN / IEC 60118 and IEC 60711

Output sound pressure level



Acoustic gain

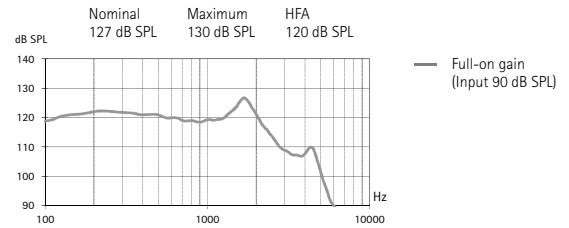


Frequency range	100 Hz - 5000 Hz		
Total harmonic distortion	500 Hz	800 Hz	1600 Hz
	1.5%	1.5%	1%
Battery current	Quiescent	Working	
	1.1 mA	1.2 mA	
Equivalent input noise level	19 dB SPL		

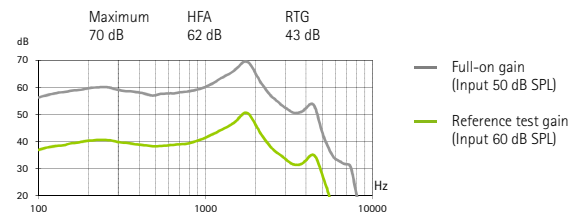
2cm³ coupler data

ANSI S3.22-2009

Output sound pressure level

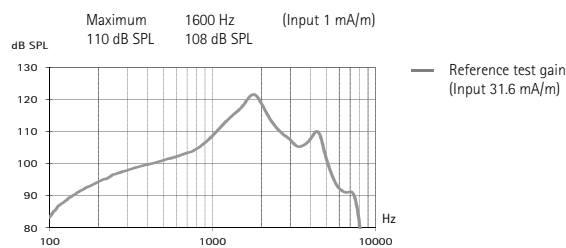


Acoustic gain



Frequency range	<100 Hz - 5500 Hz		
Total harmonic distortion	500 Hz	800 Hz	1600 Hz
	1%	1%	1%
Battery current	Quiescent	Working	
	1.1 mA	1.2 mA	
Equivalent input noise level	19 dB SPL		

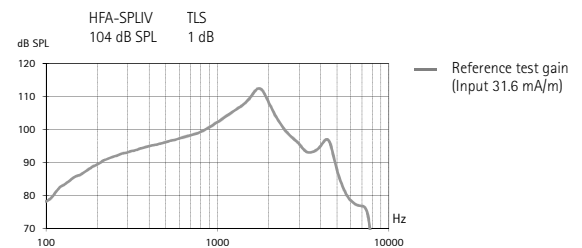
Induction coil sensitivity



Dynamic data

Compression	Attack time	Recovery time
	10 ms	50 ms

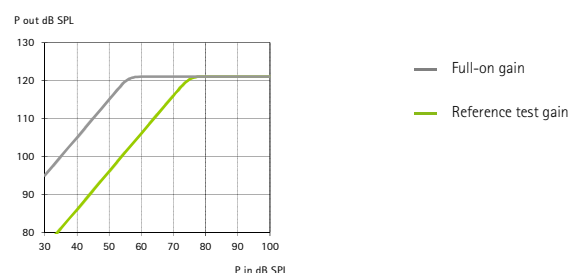
Induction coil sensitivity



Dynamic data

Compression	Attack time	Recovery time
	10 ms	50 ms

Input / Output characteristics at 2000 Hz



PHONAK