



Phonak Virto Q-nano (Q90/Q70/Q50) (S)

Small deep fitting IIC, battery size 10A (for fitting range, product details and available options, please see Product Information or visit www.phonakpro.com).

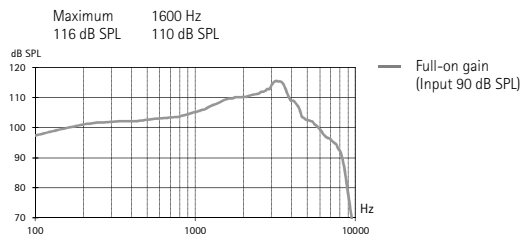
Amplification factor S for very mild to mild hearing loss, open fittings, all audiometric configurations.

nano devices do not have wireless functionality. Unless otherwise specified, all data obtained are measured with 5 mm tubing and Phonak Target measurement settings.

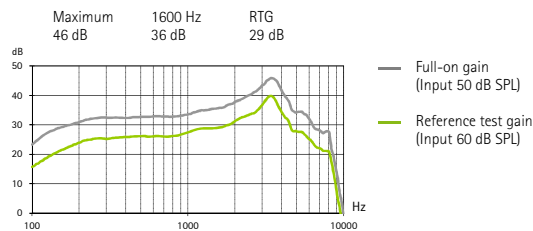
Ear simulator data

EN / IEC 60118 and IEC 60711

Output sound pressure level



Acoustic gain



Frequency range	<100 Hz - 8600 Hz		
Total harmonic distortion	500 Hz	800 Hz	1600 Hz
	3%	3%	2.5%
Battery current	Quiescent	Working	
	0.8 mA	0.9 mA	
Equivalent input noise level	19 dB SPL		

Dynamic data

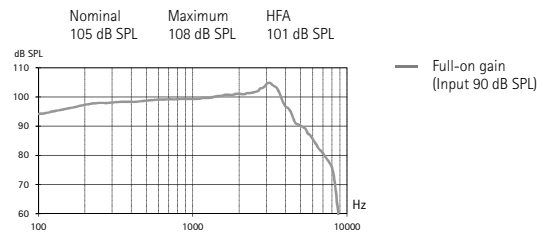
Compression	Attack time	Recovery time
	10 ms	50 ms

Note: Using pure tone measurements with a digital hearing instrument can result in a wavy frequency response. This is an artifact resulting from the use of a narrowband input signal and does not affect the actual performance with naturally occurring broadband input signals.

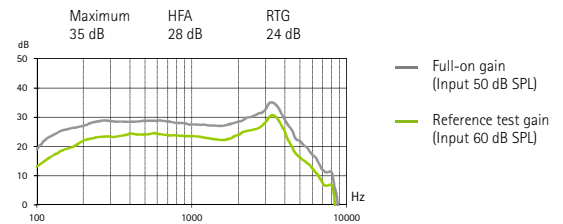
2cm³ coupler data

ANSI S3.22-2009

Output sound pressure level



Acoustic gain

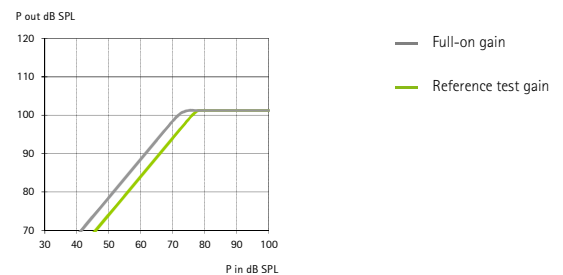


Frequency range	<100 Hz - 8300 Hz		
Total harmonic distortion	500 Hz	800 Hz	1600 Hz
	2.5%	2.5%	2%
Battery current	Quiescent	Working	
	0.8 mA	0.9 mA	
Equivalent input noise level	19 dB SPL		

Dynamic data

Compression	Attack time	Recovery time
	10 ms	120 ms

Input / Output characteristics at 2000 Hz



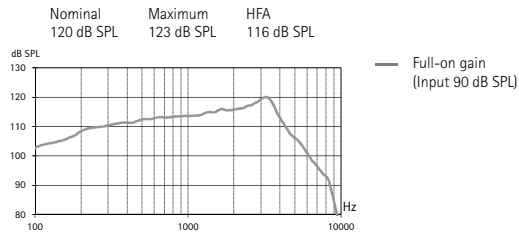


Phonak Virto Q-nano (Q90/Q70/Q50) (S)

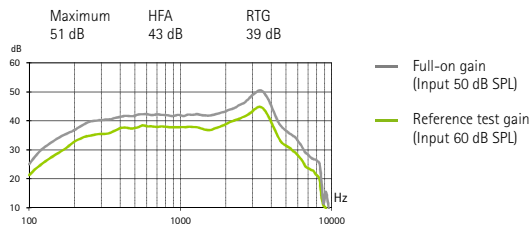
Frye CIC, 0.41cm³ coupler data

ANSI S3.22-2009

Output sound pressure level



Acoustic gain



Frequency range	<100 Hz - 8400 Hz		
Total harmonic distortion	500 Hz	800 Hz	1600 Hz
	2%	2%	1%
Battery current	Quiescent	Working	
	0.8 mA	0.9 mA	
Equivalent input noise level	19 dB SPL		

Dynamic data

Compression	Attack time	Recovery time
	10 ms	120 ms



PHONAK



Phonak Virto Q-nano (Q90/Q70/Q50) (M)

Amplification factor M for mild to moderate hearing loss, open fittings, all audiometric configurations.

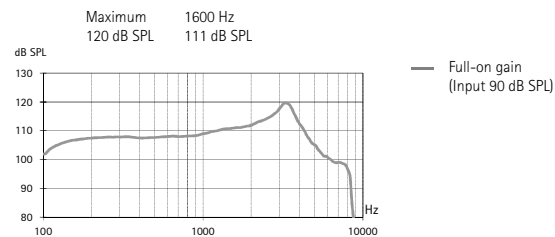
nano devices do not have wireless functionality. Unless otherwise specified, all data obtained are measured with 5 mm tubing and Phonak Target measurement settings.

Note: Using pure tone measurements with a digital hearing instrument can result in a wavy frequency response. This is an artifact resulting from the use of a narrowband input signal and does not affect the actual performance with naturally occurring broadband input signals.

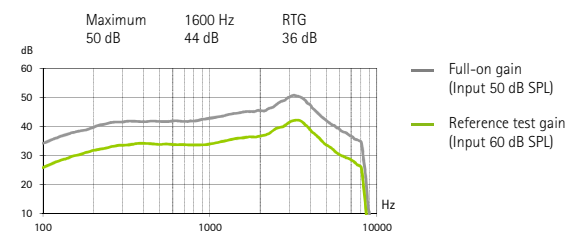
Ear simulator data

EN / IEC 60118 and IEC 60711

Output sound pressure level



Acoustic gain



Frequency range	<100 Hz - 8200 Hz		
Total harmonic distortion	500 Hz	800 Hz	1600 Hz
	2.5%	2.5%	2%
Battery current	Quiescent	Working	
	0.8 mA	0.9 mA	
Equivalent input noise level	19 dB SPL		

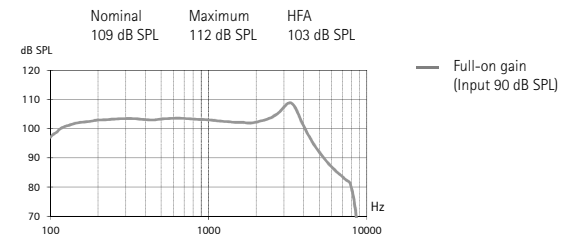
Dynamic data

Compression	Attack time	Recovery time
	10 ms	50 ms

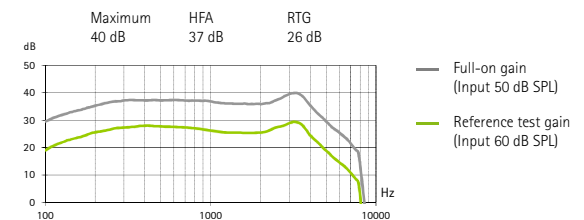
2cm³ coupler data

ANSI S3.22-2009

Output sound pressure level



Acoustic gain

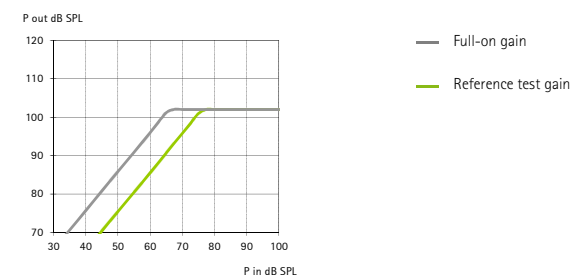


Frequency range	<100 Hz - 7900 Hz		
Total harmonic distortion	500 Hz	800 Hz	1600 Hz
	1.5%	1.5%	1%
Battery current	Quiescent	Working	
	0.8 mA	0.9 mA	
Equivalent input noise level	19 dB SPL		

Dynamic data

Compression	Attack time	Recovery time
	10 ms	50 ms

Input / Output characteristics at 2000 Hz



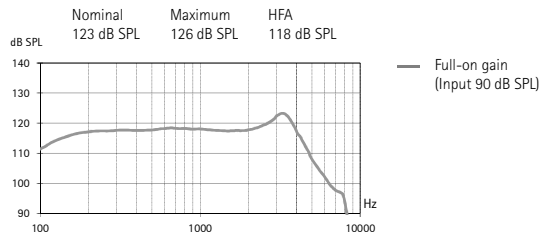


Phonak Virto Q-nano (Q90/Q70/Q50) (M)

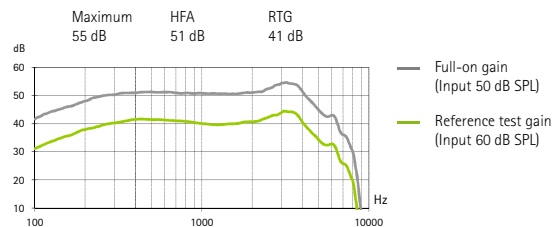
Frye CIC, 0.41cm³ coupler data

ANSI S3.22-2009

Output sound pressure level



Acoustic gain



Frequency range	<100 Hz - 8000 Hz		
Total harmonic distortion	500 Hz	800 Hz	1600 Hz
	1.5%	1.5%	1.5%
Battery current	Quiescent	Working	
	0.8 mA	0.9 mA	
Equivalent input noise level	19 dB SPL		

Dynamic data

Compression	Attack time	Recovery time
	10 ms	50 ms



PHONAK