



Phonak Virto V-10 O & Virto V-10 NW O (V90/V70/V50/V30) (M)

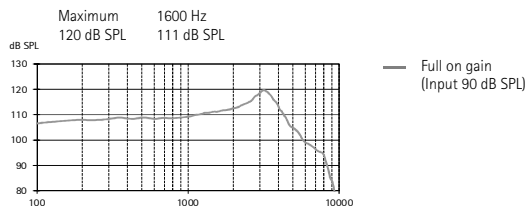
Compact custom product, battery size 10. For fitting range, product details and available options, please see Product Information or visit www.phonakpro.com.

Virto V-10 Omni devices are available with or without (NW) wireless functionality. Unless otherwise specified, all data obtained are measured with 5 mm tubing and Phonak Target measurement settings.

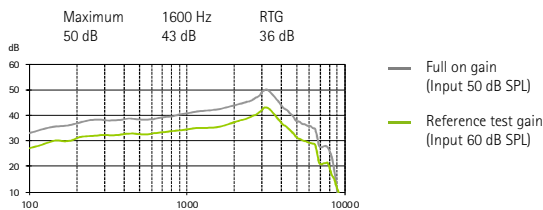
Ear simulator data

EN / IEC 60118 and IEC 60711

Output sound pressure level

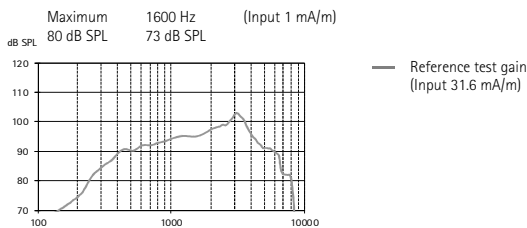


Acoustic gain



Frequency range	<100 Hz - 8000 Hz		
Total harmonic distortion	500 Hz	800 Hz	1600 Hz
	2%	2.5%	2%
Battery current	Quiescent	Working	
	1.1 mA	1.2 mA	
Equivalent input noise level	19 dB SPL		

Induction coil sensitivity



Dynamic data

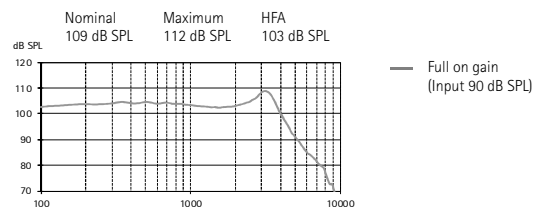
Compression	Attack time	Recovery time
	10 ms	50 ms

Using pure tone measurements with a digital hearing instrument can result in a wavy frequency response. This is an artifact resulting from the use of a narrowband input signal and does not affect the actual performance with naturally occurring broadband input signals.

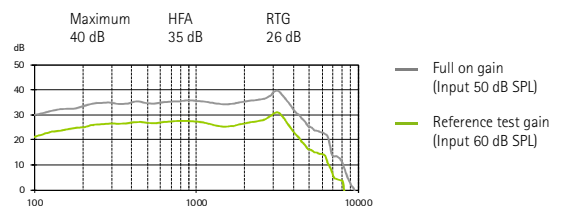
2cm³ coupler data

ANSI S3.22-2009

Output sound pressure level

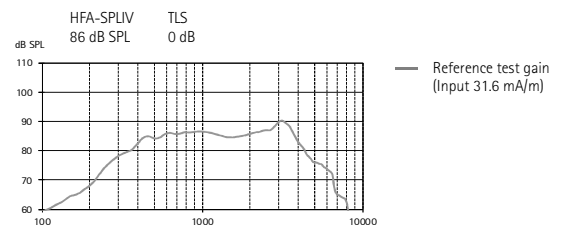


Acoustic gain



Frequency range	<100 Hz - 7000 Hz		
Total harmonic distortion	500 Hz	800 Hz	1600 Hz
	1%	1.5%	1%
Battery current	Quiescent	Working	
	1.1 mA	1.2 mA	
Equivalent input noise level	19 dB SPL		

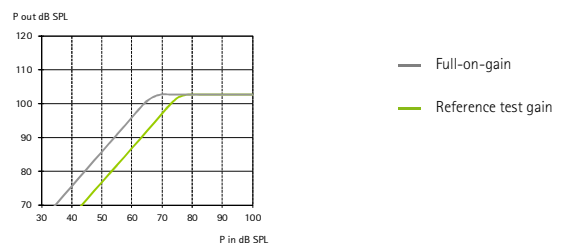
Induction coil sensitivity



Dynamic data

Compression	Attack time	Recovery time
	10 ms	50 ms

Input / Output characteristics at 2000 Hz





Phonak Virto V-10 O & Virto V-10 NW O (V90/V70/V50/V30) (P)

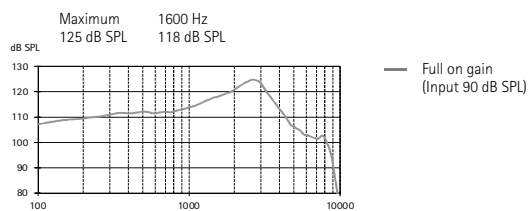
Compact custom product, battery size 10. For fitting range, product details and available options, please see Product Information or visit www.phonakpro.com.

Virto V-10 Omni devices are available with or without (NW) wireless functionality. Unless otherwise specified, all data obtained are measured with 5 mm tubing and Phonak Target measurement settings.

Ear simulator data

EN / IEC 60118 and IEC 60711

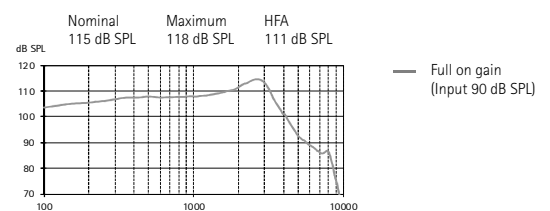
Output sound pressure level



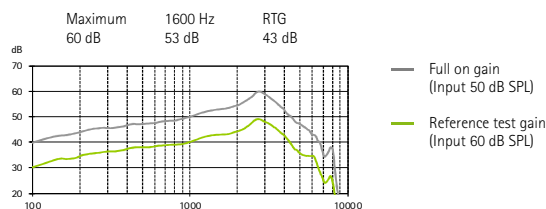
2cm³ coupler data

ANSI S3.22-2009

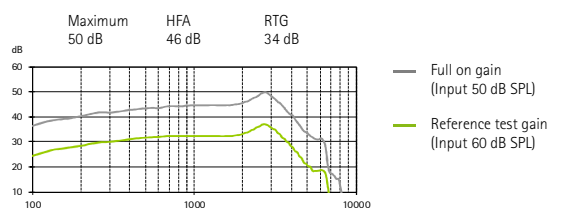
Output sound pressure level



Acoustic gain



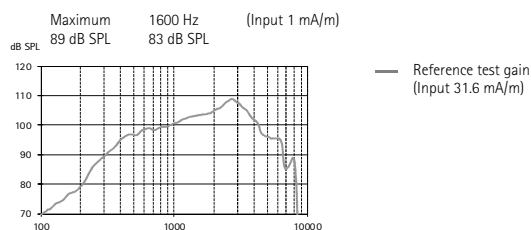
Acoustic gain



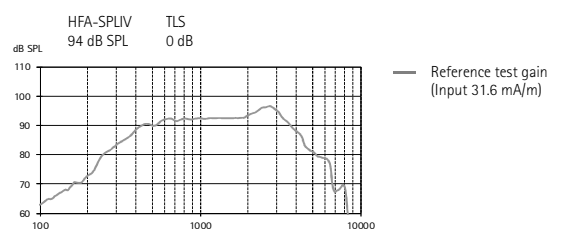
Frequency range	<100 Hz - 6800 Hz		
Total harmonic distortion	500 Hz	800 Hz	1600 Hz
	1%	2%	1%
Battery current	Quiescent	Working	
	1 mA	1.1 mA	
Equivalent input noise level	19 dB SPL		

Frequency range	<100 Hz - 6700 Hz		
Total harmonic distortion	500 Hz	800 Hz	1600 Hz
	1%	1%	1%
Battery current	Quiescent	Working	
	1.1 mA	1.2 mA	
Equivalent input noise level	19 dB SPL		

Induction coil sensitivity



Induction coil sensitivity



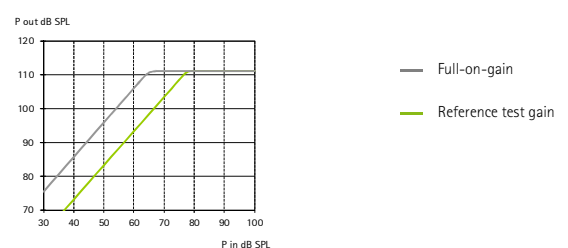
Dynamic data

Compression	Attack time	Recovery time
	10 ms	50 ms

Dynamic data

Compression	Attack time	Recovery time
	10 ms	50 ms

Input / Output characteristics at 2000 Hz



PHONAK



Phonak Virto V-10 O & Virto V-10 NW O (V90/V70/V50/V30) (SP)

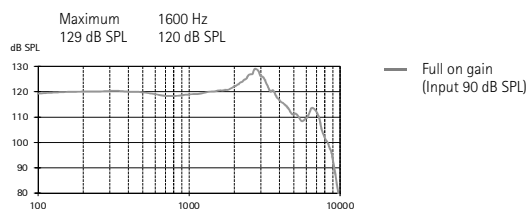
Compact custom product, battery size 10. For fitting range, product details and available options, please see Product Information or visit www.phonakpro.com.

Virto V-10 Omni devices are available with or without (NW) wireless functionality. Unless otherwise specified, all data obtained are measured with 5 mm tubing and Phonak Target measurement settings.

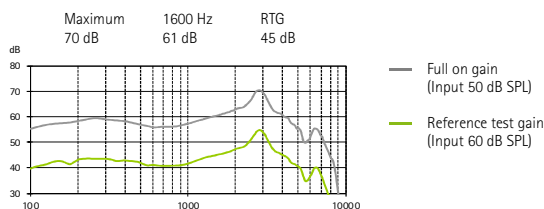
Ear simulator data

EN / IEC 60118 and IEC 60711

Output sound pressure level

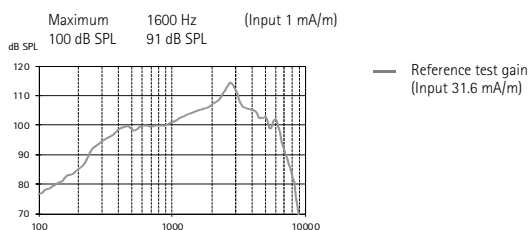


Acoustic gain



Frequency range	<100 Hz - 7700 Hz		
Total harmonic distortion	500 Hz	800 Hz	1600 Hz
	1%	1.5%	1%
Battery current	Quiescent	Working	
	1.1 mA	1.2 mA	
Equivalent input noise level	19 dB SPL		

Induction coil sensitivity



Dynamic data

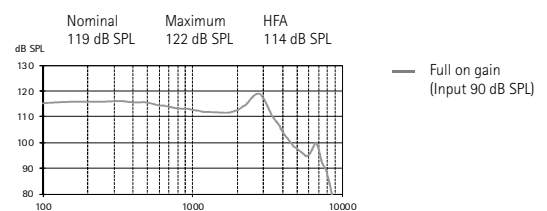
Compression	Attack time	Recovery time
	10 ms	50 ms

Using pure tone measurements with a digital hearing instrument can result in a wavy frequency response. This is an artifact resulting from the use of a narrowband input signal and does not affect the actual performance with naturally occurring broadband input signals.

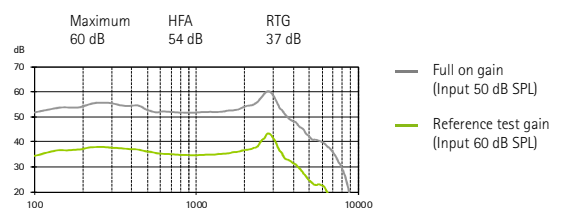
2cm³ coupler data

ANSI S3.22-2009

Output sound pressure level

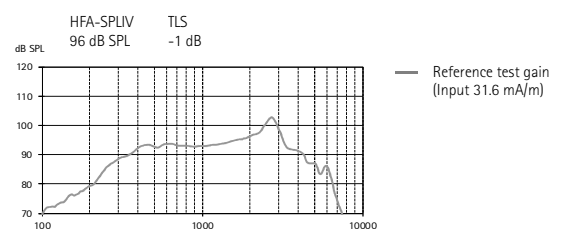


Acoustic gain



Frequency range	<100 Hz - 7000 Hz		
Total harmonic distortion	500 Hz	800 Hz	1600 Hz
	1%	1%	1%
Battery current	Quiescent	Working	
	1.1 mA	1.2 mA	
Equivalent input noise level	19 dB SPL		

Induction coil sensitivity



Dynamic data

Compression	Attack time	Recovery time
	10 ms	50 ms

Input / Output characteristics at 2000 Hz

