



## Technical Data

# Phonak Virto V

## Phonak Virto V-13 (V90/V70/V50/V30) (M)

Compact custom product, battery size 13. For fitting range, product details and available options, please see Product Information or visit [www.phonakpro.com](http://www.phonakpro.com).

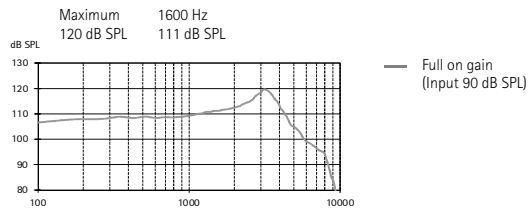
Using pure tone measurements with a digital hearing instrument can result in a wavy frequency response. This is an artifact resulting from the use of a narrowband input signal and does not affect the actual performance with naturally occurring broadband input signals.

Unless otherwise specified, all data obtained are measured with 5 mm tubing and Phonak Target measurement settings.

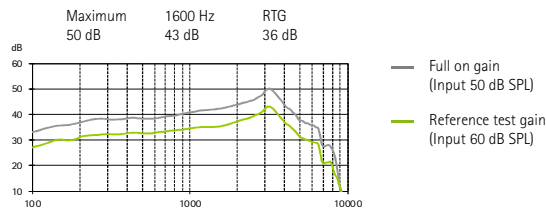
### Ear simulator data

EN / IEC 60118 and IEC 60711

#### Output sound pressure level



#### Acoustic gain

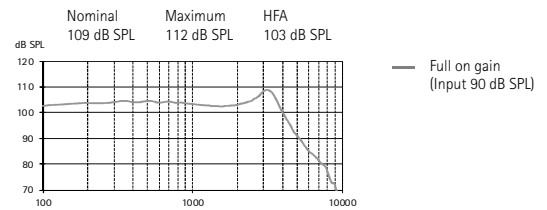


Frequency range	<100 Hz - 8000 Hz		
Total harmonic distortion	500 Hz	800 Hz	1600 Hz
	2%	2.5%	2%
Battery current	Quiescent	Working	
	1.1 mA	1.2 mA	
Equivalent input noise level	19 dB SPL		

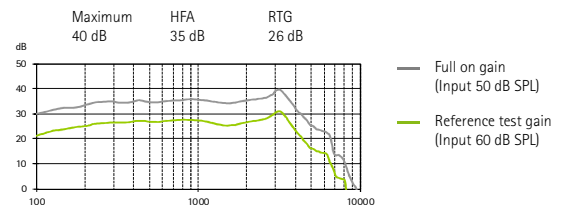
### 2cm<sup>3</sup> coupler data

ANSI S3.22-2009

#### Output sound pressure level

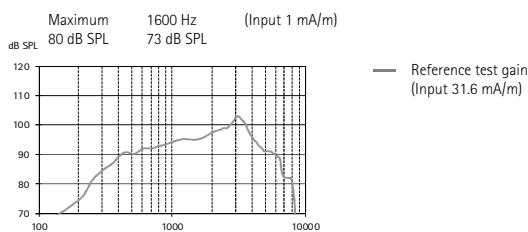


#### Acoustic gain



Frequency range	<100 Hz - 7000 Hz		
Total harmonic distortion	500 Hz	800 Hz	1600 Hz
	1%	1.5%	1%
Battery current	Quiescent	Working	
	1.1 mA	1.2 mA	
Equivalent input noise level	19 dB SPL		

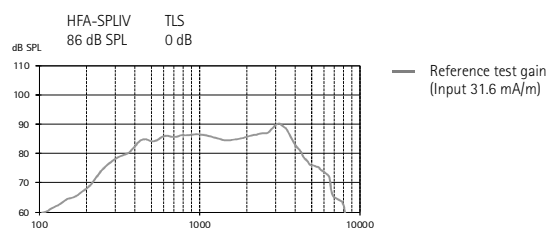
### Induction coil sensitivity



### Dynamic data

Compression	Attack time	Recovery time
	10 ms	50 ms

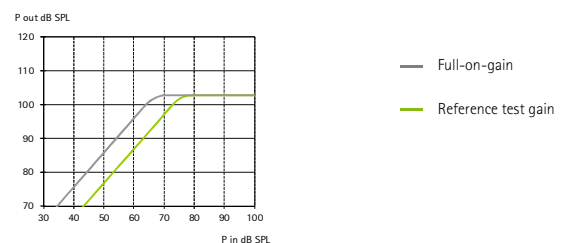
### Induction coil sensitivity



### Dynamic data

Compression	Attack time	Recovery time
	10 ms	50 ms

### Input / Output characteristics at 2000 Hz



PHONAK



## Phonak Virto V-13 (V90/V70/V50/V30) (P)

Compact custom product, battery size 13. For fitting range, product details and available options, please see Product Information or visit [www.phonakpro.com](http://www.phonakpro.com).

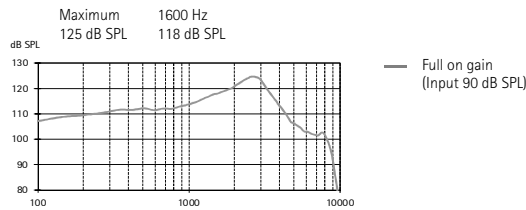
Using pure tone measurements with a digital hearing instrument can result in a wavy frequency response. This is an artifact resulting from the use of a narrowband input signal and does not affect the actual performance with naturally occurring broadband input signals.

Unless otherwise specified, all data obtained are measured with 5 mm tubing and Phonak Target measurement settings.

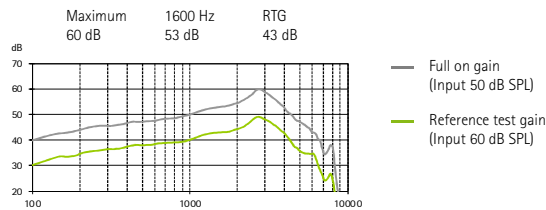
### Ear simulator data

EN / IEC 60118 and IEC 60711

#### Output sound pressure level

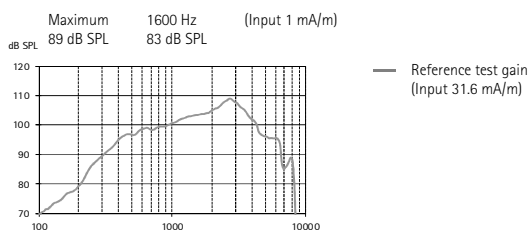


#### Acoustic gain



Frequency range	<100 Hz - 6800 Hz		
Total harmonic distortion	500 Hz	800 Hz	1600 Hz
	1%	2%	1%
Battery current	Quiescent	Working	
	1 mA	1.1 mA	
Equivalent input noise level	19 dB SPL		

#### Induction coil sensitivity



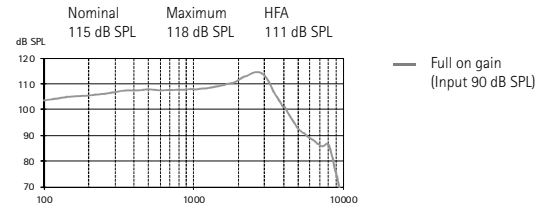
#### Dynamic data

Compression	Attack time	Recovery time
	10 ms	50 ms

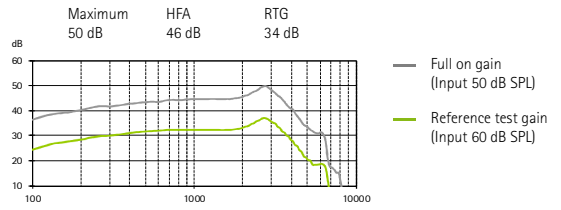
### 2cm<sup>3</sup> coupler data

ANSI S3.22-2009

#### Output sound pressure level

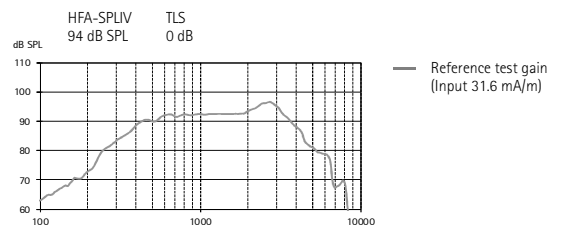


#### Acoustic gain



Frequency range	<100 Hz - 6700 Hz		
Total harmonic distortion	500 Hz	800 Hz	1600 Hz
	1%	1%	1%
Battery current	Quiescent	Working	
	1.1 mA	1.2 mA	
Equivalent input noise level	19 dB SPL		

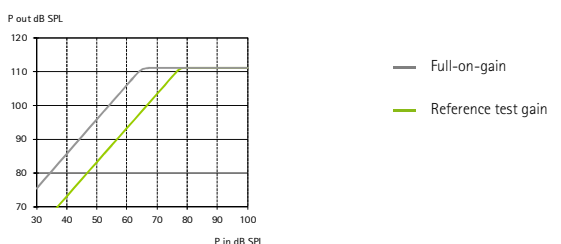
#### Induction coil sensitivity



#### Dynamic data

Compression	Attack time	Recovery time
	10 ms	50 ms

#### Input / Output characteristics at 2000 Hz





## Technical Data

# Phonak Virto V

## Phonak Virto V-13 (V90/V70/V50/V30) (SP)

Compact custom product, battery size 13. For fitting range, product details and available options, please see Product Information or visit [www.phonakpro.com](http://www.phonakpro.com)

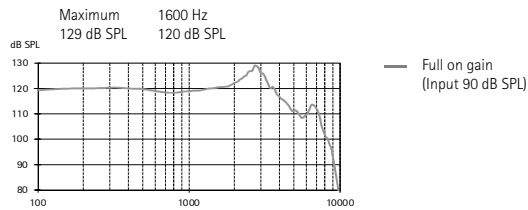
Using pure tone measurements with a digital hearing instrument can result in a wavy frequency response. This is an artifact resulting from the use of a narrowband input signal and does not affect the actual performance with naturally occurring broadband input signals.

Unless otherwise specified, all data obtained are measured with 5 mm tubing and Phonak Target measurement settings.

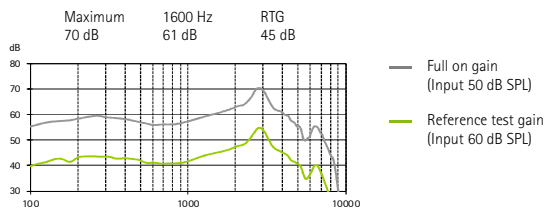
### Ear simulator data

EN / IEC 60118 and IEC 60711

#### Output sound pressure level



#### Acoustic gain

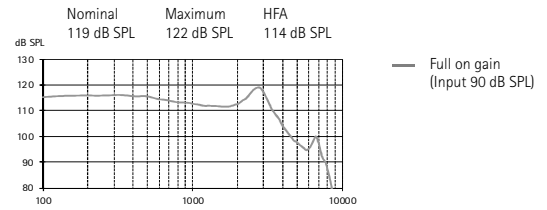


Frequency range	<100 Hz - 7700 Hz
Total harmonic distortion	500 Hz    800 Hz    1600 Hz
	1%        1.5%    1%
Battery current	Quiescent    Working
	1.1 mA      1.2 mA
Equivalent input noise level	19 dB SPL

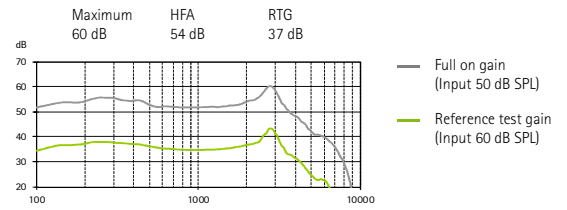
### 2cm<sup>3</sup> coupler data

ANSI S3.22-2009

#### Output sound pressure level

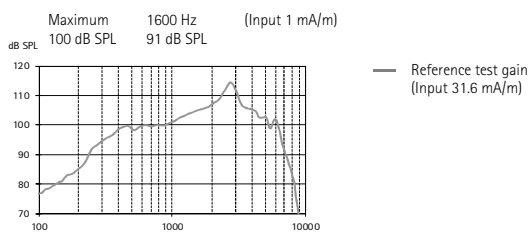


#### Acoustic gain

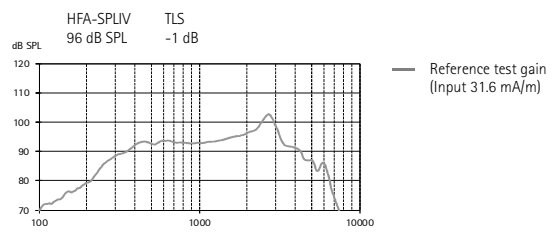


Frequency range	<100 Hz - 7000 Hz
Total harmonic distortion	500 Hz    800 Hz    1600 Hz
	1%        1%        1%
Battery current	Quiescent    Working
	1.1 mA      1.2 mA
Equivalent input noise level	19 dB SPL

### Induction coil sensitivity



### Induction coil sensitivity



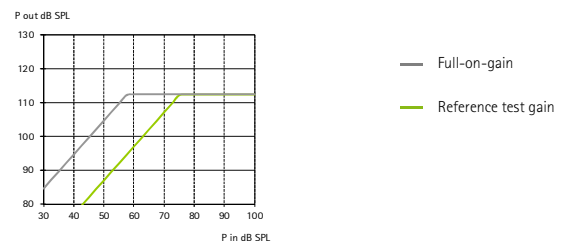
### Dynamic data

Compression	Attack time	Recovery time
	10 ms	50 ms

### Dynamic data

Compression	Attack time	Recovery time
	10 ms	50 ms

### Input / Output characteristics at 2000 Hz



PHONAK



## Technical Data

# Phonak Virto V

## Phonak Virto V-13 (V90/V70/V50/V30) (UP)

Compact custom product, battery size 13. For fitting range, product details and available options, please see Product Information or visit [www.phonakpro.com](http://www.phonakpro.com).

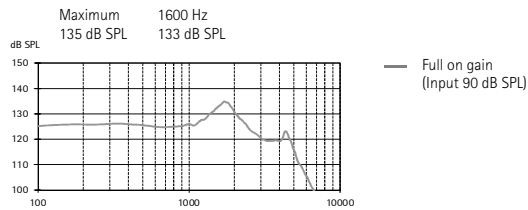
Using pure tone measurements with a digital hearing instrument can result in a wavy frequency response. This is an artifact resulting from the use of a narrowband input signal and does not affect the actual performance with naturally occurring broadband input signals.

Unless otherwise specified, all data obtained are measured with 5 mm tubing and Phonak Target measurement settings.

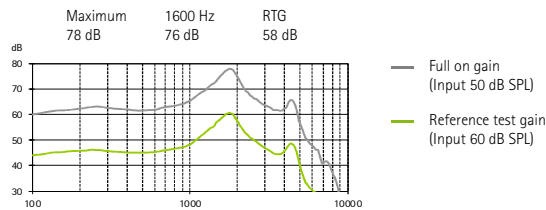
### Ear simulator data

EN / IEC 60118 and IEC 60711

#### Output sound pressure level

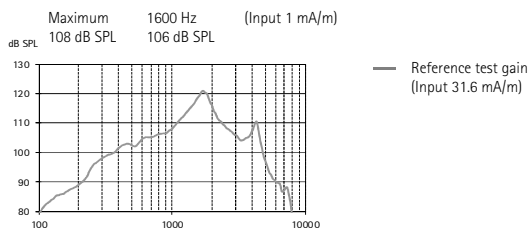


#### Acoustic gain



Frequency range	<100 Hz - 5000 Hz		
Total harmonic distortion	500 Hz	800 Hz	1600 Hz
	1%	1.5%	1%
Battery current	Quiescent	Working	
	1.1 mA	1.2 mA	
Equivalent input noise level	19 dB SPL		

#### Induction coil sensitivity



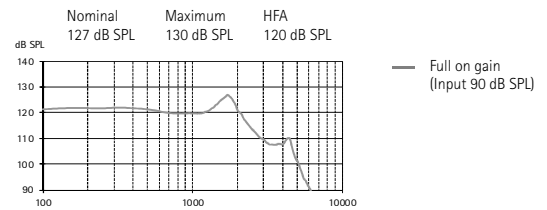
#### Dynamic data

Compression	Attack time	Recovery time
	10 ms	50 ms

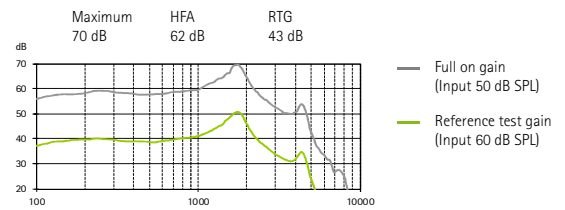
### 2cm<sup>3</sup> coupler data

ANSI S3.22-2009

#### Output sound pressure level

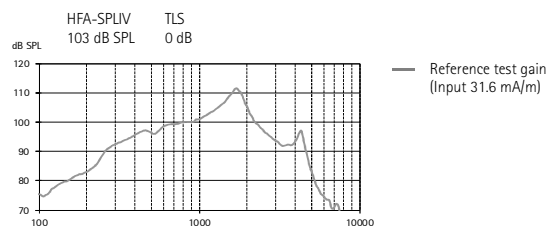


#### Acoustic gain



Frequency range	<100 Hz - 5200 Hz		
Total harmonic distortion	500 Hz	800 Hz	1600 Hz
	1%	1%	1%
Battery current	Quiescent	Working	
	1.1 mA	1.2 mA	
Equivalent input noise level	19 dB SPL		

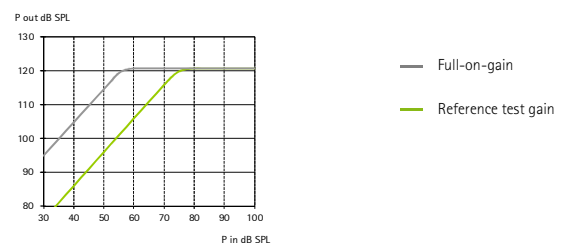
#### Induction coil sensitivity



#### Dynamic data

Compression	Attack time	Recovery time
	10 ms	50 ms

#### Input / Output characteristics at 2000 Hz



PHONAK