

Roger Select Fitting Guide



Verification mode and range level adjustment

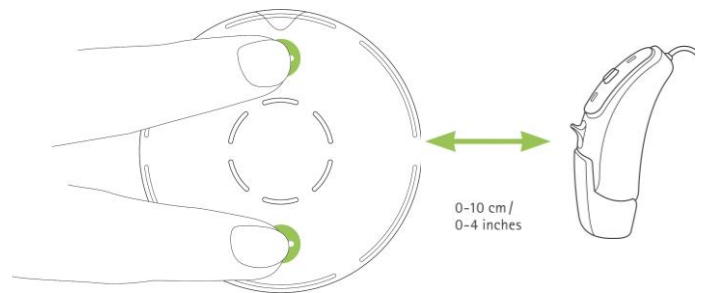
Contents

1. Verification mode
2. Radio power level adjustment mode

1. Verification mode including volume adjustment

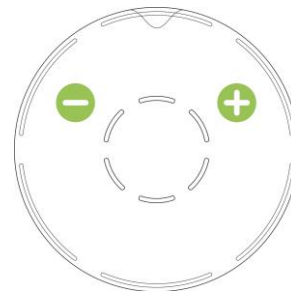
This mode allows you to verify the Roger signal according to the ASHA guidelines and to adjust the default volume of a Roger receiver from -8 dB to $+8$ dB.

To activate verification mode, switch the Roger Select on and hold it close to the Roger receiver (within 10cm/ 4 inches), then press and hold the steering touch key near the on/off button and near the micro-USB socket until the on / off indicator light starts to blink orange:



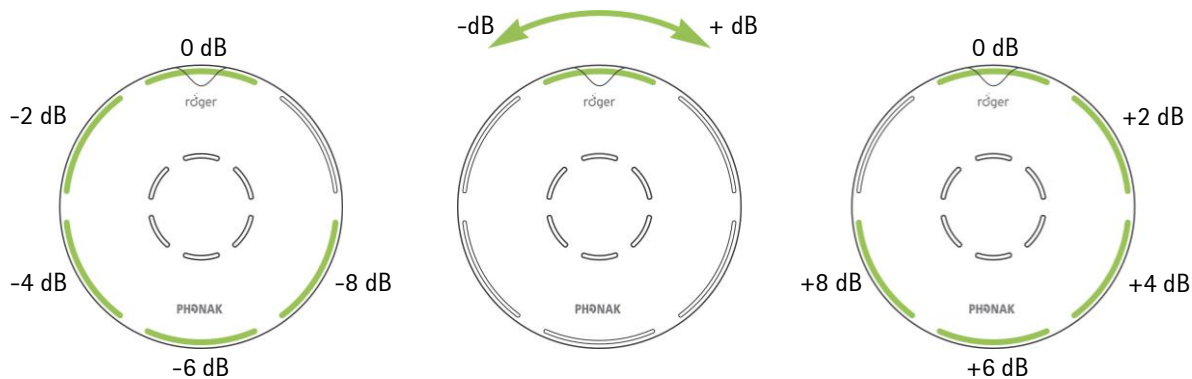
Once you have activated the verification mode, you can increase the distance between Roger Select and the hearing aid. Now you can run the verification protocol and adjust the default volume if needed:

To increase the volume, tap the upper right steering touch key
To decrease the volume, tap the upper left steering touch key



You can increase / decrease the volume by 4 steps in each direction. Each step changes the volume by 2 dB.

The light indicator ring shows the actual volume

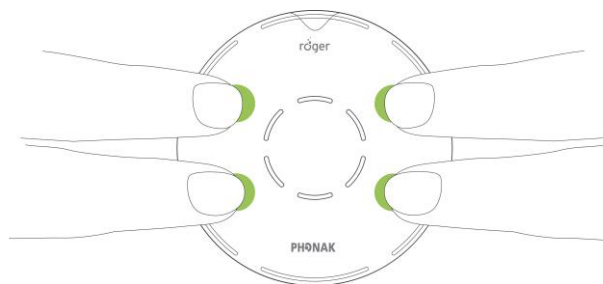


To store the new volume and end the process, tap the center touch key on Roger Select. Repeat the verification and default volume adjustment on the second receiver, if needed.

2. Range adjustment mode

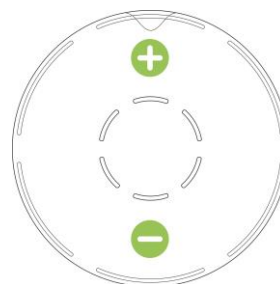
In case the transmission range from the Roger Select to the hearing aids is not sufficient, you can boost the range.

After you have switched on your Roger Select, press and hold the following four steering touch keys for two seconds until the on / off indicator light starts to blink orange:

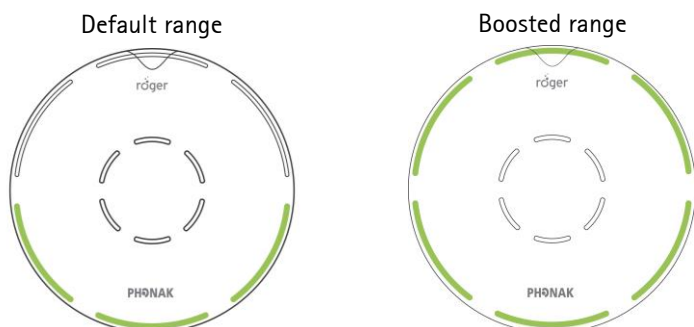


Once you have activated the range adjustment mode, you can choose between two settings:

To boost the range, tap the top steering touch key
To activate default range, tap the bottom steering touch key



The light indicator ring shows the actual radio power level:



To store the setting and end the process, tap the center touch key on Roger Select



Boosting the range will significantly reduce the battery lifetime of Roger Select