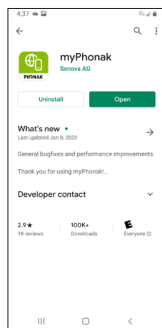
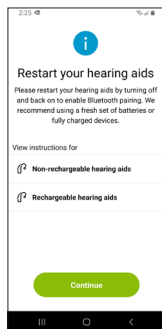


# How to pair your hearing aids to the myPhonak app

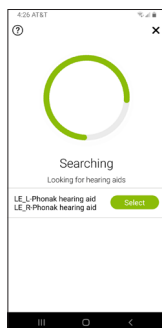
- 1 Download and install myPhonak app from Google Play™ or App Store®



- 2 Open app and restart your hearing aids



- 3 Select your hearing aids



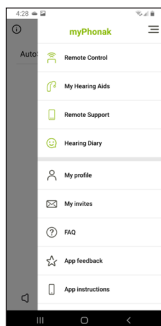
- 4 Contact your Audiologist and setup a scheduled time for a Remote Support appointment

Google Play is a trademark of Google LLC.  
App Store is a service mark of Apple Inc.

# How to start a Remote Support session

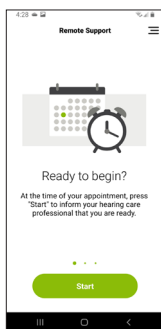
5 To start remote support tap on the 3 lines at the top right

6 Tap on "Remote Support"



7 Tap on "Start" to begin searching for your Audiologist

*NOTE: You must have already setup an appointment time with your Audiologist. Your Audiologist will only be available if you have an established appointment already setup. Please be patient as they connect.*



8 Video chat with your Audiologist

